

Stahlflexleitungen

Steel braided hoses

Durites de freins renforcées



Über 750 Modelle
mit ABE!

All models are
TÜV-approved!

Stahlflex-Bremsleitungen


- direkt am Fahrzeug über den Fittingsechskant verdrehbar
- 900 fertige Kits, davon über 750 Modelle mit ABE
- deutliche Verbesserung des Druckpunktes
- längeres Wechselintervall der Bremsflüssigkeit möglich
- Langzeitgarantie auf Material und Verarbeitung
- TRW Stahlflexleitungen sind wartungsfrei und altern nicht
- Gummileitungen müssen alle 5 Jahre ersetzt werden
- die Anschlüsse sind aus hochfestem Aluminium, wahlweise auch in Stahl
- auf Wunsch Sonderfarben, Ummantelungen und Sonderlängen möglich

Steelbraided hoses

- fitted directly onto the vehicle using the plastic hexagon nut
- more than 900 kits available
- noticeable improvement of the pressure point
- extends the intervals at which the brake fluid needs replacing
- life-time guarantee for material and construction
- TRW brake hoses are maintenance free and will never wear
- rubber lines have to be replaced every 5 years
- the connectors are made of highly stable aluminium or steel if required
- special colours, sheathings and special lengths available on request

Durites de freins renforcées

- excellent montage sur le véhicule grâce au réglage de l'orientation des durites en utilisant l'écrou hexagonal en plastique
- plus de 900 modèles disponibles
- amélioration notable de la pression hydraulique
- permet d'augmenter la durée de vie du liquide de freins
- excellente tenue des matériaux utilisés dans le kit durite freins
- les kits durites de freins sont faciles d'entretien et très résistants
- les partie en caoutchouc doivent être changées tous les 5 ans
- les raccords sont fabriqués dans un aluminium spécial et en acier selon la demande



Kunststoff-Sechskant

Fitting hexagon nut
Ecrou hexagonal en plastique

Ringfitting aus Alu mit Innennut

Aluminium ring fitting in inside of nut

Un joint aluminium est inséré sur le raccord

Fitting-Sechskant

Fitting hexagon nut
Ecrou hexagonal de serrage

V4A Edelstahlgeflecht

V4A special steel flex
Flexible en acier spécial

**Standardfarbe der Anschlussarten:
Aluminium Titan**
Standard colour of fittings: titanium
Couleur titane des raccords standards

Standardausführung ohne Ummantelung
Standard hose is uncovered
Standard avec tresse de renfort couverte



**Neu:
Jetzt auch ABS-
Motorradmodelle
mit ABE!**

Sonderanfertigung mit Ummantelung
coloured heatshrink options
sur demande, gaine de finition

schwarz
black
noir



gelb
yellow
jaune



blau
blue
bleu



rot
red
rouge



weiß
white
blanc



transparent
transparent
transparent



carbon
carbon
carbone



Sonderfarben der Anschlüsse
optional fitting colours
couleurs séparer de raccord types

violett
purple
violet



Alu verchromt
chrome-plated
chromé



rot
red
rouge



gold
gold
or



blau
blue
bleu



Stahl
steel
acier



schwarz
black
noir



M 10 x 1.0
M 10 x 1.0 Brembo
M 10 x 1.25
7/16 UNF
3/8 UNF

Hohlschrauben einfach
Banjo bolts
Vis banjo pas



M 10 x 1.0
M 10 x 1.0 Brembo
M 10 x 1.25

Hohlschrauben doppelt
Double banjo bolts
Vis double banjo pas

Hydraulikzubehör

Cleaner and fluids

Liquides et nettoyeurs de freins



Bremsflüssigkeiten

- Lucas Hochleistungsflüssigkeiten übersteigen internationale Normen und die gesetzlichen Spezifikationen (s. Tabelle)
- problemlos mischbar mit anderen Bremsflüssigkeiten der gleichen Spezifikation
- Lucas Dot 5.1 Safety ist für besonders hohe Sicherheitsansprüche und den Rennsport entwickelt worden. Bei der Verwendung von Sinterbelägen ebenfalls empfohlen, da die Temperaturentwicklung höher ist

Brake fluids

- *Lucas fluids exceed the international standards and the legal specifications*
- *mixable with all brake fluids based on the same specification*
- *Lucas Dot 5.1 is specially developed to meet the increase in safety requirements and for racing where the use of sintered metal pads increases temperatures*

Liquides de freins

- *le liquide Lucas haute performance est supérieur aux normes internationales et aux spécifications légales (voir tableau)*
- *compatible avec d'autres liquides de freins. Dispose des mêmes spécifications*
- *Lucas Dot 5.1 Safety a été développé pour la compétition et répondre à des exigences de sécurité très élevées. Il est recommandé en cas d'utilisation de plaquettes tout métal qui génèrent une température de liquides de freins plus élevée*



PFC 105

Spezifikation specification type	Norm DOT 4	Lucas DOT 4	Norm DOT 5.1	Lucas DOT 5.1 Safety+
Trockensiedepunkt dry boiling point point chaud par temps sec	230°	269°	269°	272°
Nasssiedepunkt wet boiling point point chaud par temps humide	155°	170°	180°	184°



MCE 300

Spezifikation specification type	Inhalt contents contenance	Lucas-Nr.
DOT 4	250 ml	PFB 425
DOT 4	500 ml	PFB 450
DOT 4	1 l	PFB 401
DOT 4	5 l	PFB 405
DOT 4	20 l	PFB 420
DOT 5.1	250 ml	PFB 525
DOT 5.1	500 ml	PFB 550
DOT 5.1	1 l	PFB 501
DOT 5.1	5 l	PFB 505
DOT 5.1	20 l	PFB 520
DOT 5.1 Safety (Grand Prix)	1 l	PFB 601
Entlüftergerät	1 l	MCE 300
Entlüfter-Gumminippel		MCE 301
Reiniger	500 ml	PFC 105

Entlüftergerät

- Entlüftungsgerät für Brems-, Kupplungs- und Lenksysteme mit druckluftbetriebener Saugereinheit


Bleeding equipment

- *compressed air brake and clutch system bleeding equipment*

Appareil pour réaliser la purge du circuit hydraulique


- *appareil pour purger le système de freinage et d'embrayage avec unité d'aspiration à air comprimé*

Übersicht Bremsleitungssätze
Overview of brake lines sets
Aperçu des types de durites de freins



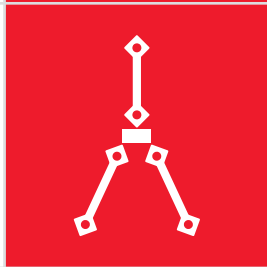
MCH... V1

V1 = 1 Bremsleitung
1 brake line
1 flexible de frein



MCH... V2

V2 = 2 Bremsleitungen
2 brake lines
2 flexible de freins



MCH... V3

V3 = 3 Bremsleitungen
3 brake lines
3 flexible de freins

Integralsysteme
Integral systems
Système intégral

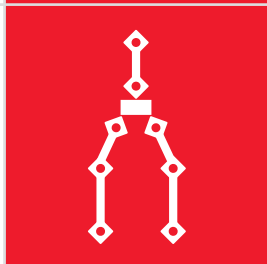
MCH... V4

V4 = 4 Bremsleitungen
4 brake lines
4 flexible de freins

ABS-Systeme
ABS systems
Système ABS

MCH... V4, V5

V4 = 4 Bremsleitungen
4 brake lines
4 flexible de freins
V5 = 5 Bremsleitungen
5 brake lines
5 flexible de freins




MCH... V5

V5 = 5 Bremsleitungen
5 brake lines
5 flexible de freins

Dual CBS-System

MCH... V6, V8, V..

V6 = 6 Bremsleitungen
6 brake lines
6 flexible de freins
V8 = 8 Bremsleitungen
8 brake lines
8 flexible de freins





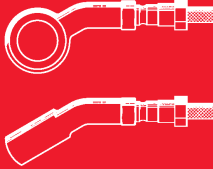
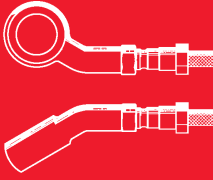



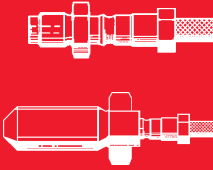





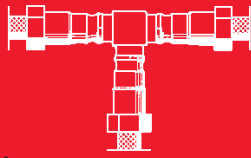







MCH... H1

H1 = 1 Bremsleitung
1 brake line
1 flexible de frein

Anschlüsse Bremsleitungen

Brake hose connectors

Raccord des flexibles de freins

 <p>A (0°)</p>	 <p>B (20°), B2 (10°)</p>	 <p>B3 (30°+30°)</p>	 <p>B4 (30°+30°)</p>	 <p>C (45°)</p>
<p>Ringanschluss Banjo Joint de raccordement</p> <p>A Ø 10 mm A Ø 11 mm</p>	<p>Ringanschluss Banjo Joint de raccordement</p> <p>B Ø 10 mm B2 Ø 10 mm B Ø 11 mm</p>	<p>Ringanschluss Banjo Joint de raccordement</p> <p>B3 Ø 10 mm</p>	<p>Ringanschluss Banjo Joint de raccordement</p> <p>B4 Ø 10 mm</p>	<p>Ringanschluss Banjo Joint de raccordement</p> <p>C Ø 10 mm C Ø 11 mm</p>
 <p>D (90°), D2 (70°), D6 (60°)</p>	 <p>E (20°)</p>	<p>F1, F2, F4</p>  <p>F5, F6</p> 	 <p>G</p>	 <p>H</p>
<p>Ringanschluss Banjo Joint de raccordement</p> <p>D Ø 10 mm D2 Ø 10 mm D6 Ø 10 mm D Ø 11 mm</p>	<p>Ringanschluss Banjo Joint de raccordement</p> <p>E Ø 10 mm</p>	<p>Außengewinde fest Male thread, fixed Filetage externe serré</p> <p>F1 M10 x 1.00 Brembo F2 M10 x 1.25 F4 M10 x 1.00 Suzuki F5 M10 x 1.00 PKW F6 3/8" UNF</p>	<p>Außengewinde lose Male thread, swivel Filetage externe desserré</p> <p>G1 M10 x 1.00 G2 M10 x 1.25 G3 3/8" UNF</p>	<p>Innengewinde fest Female thread, fixed Filetage interne serré</p> <p>H1 M10 x 1.00 H2 M10 x 1.25</p>
 <p>J</p>	 <p>K</p>	 <p>L</p>	 <p>Harley Davidson</p>	 <p>BMW</p>
<p>Innengewinde lose Female thread, swivel Filetage interne desserré</p> <p>J1 M10 x 1.00 J2 M10 x 1.25 J3 3/8" UNF*</p>	<p>Ringanschluss doppelt Double connection banjo Joint de raccordement double</p> <p>K Ø 10 mm</p>	<p>Verteiler freischwebend Distributor, floating Répartiteur flottant librement</p> <p>L</p> <p>* Innenkegel internal taper cône interne</p>	<p>Verteiler HD Distributor HD Répartiteur HD</p> <p>MCH 980 1 x 1/8" NPT 2 x 3/8" UNF* MCH 985 3 x 3/8" UNF*</p>	<p>Verteiler BMW Distributor BMW Répartiteur BMW</p> <p>MCH 982 M10 x 1.00*</p>
 <p>P Harley Davidson</p>	 <p>R Harley Davidson</p>	 <p>Hohlschraube Banjo bolt Vis creuses</p> <p>MCH 901 M10 x 1.25 MCH 911 M10 x 1.00 Brembo MCH 921 M10 x 1.00 Suzuki</p>	 <p>Doppel-Hohlschraube Double Banjo bolt Vis creuses doubles</p> <p>MCH 951 M10 x 1.25 MCH 961 M10 x 1.00 Brembo MCH 971 M10 x 1.00 Suzuki</p>	 <p>Hohlschraube HD Banjo bolt HD Vis creuses HD</p> <p>MCH 931 3/8" UNF MCH 941 7/16" UNF</p>
<p>Winkelanschluss HD Elbow connection HD Raccordement d'angle HD</p> <p>P 3/8" UNF</p>	<p>Bogenanschluss HD Curve connection HD Raccordement coudé HD</p> <p>R 3/8" UNF</p>			



Aprilia

50 Red Rose Classic		90-94	MCH 607 V1	MCH 911			
50 Area 51	MY	98-01	MCH 704 V1	MCH 911			
50 Classic	GI	95-99	MCH 607 V1	MCH 911			
RS 50 Extrema	HP	96-01	MCH 400 V1	MCH 911			
RS 50 Extrema	HP	93-95	MCH 400 V1	MCH 911	MCH 210 H1	MCH 911	
SR 50	RL	97-01	MCH 705 V1	MCH 911			
RS 80 Extrema		93-	MCH 400 V1	MCH 911	MCH 210 H1	MCH 911	
125 Classic	MF	96-99	MCH 804 V1	MCH 911			
125 Leonardo	MB00	96-98	MCH 808 V1	MCH 911			
AF 1 125 Futura		91-	MCH 830 V1	MCH 911			
AF 1 125 Sport Pro		93-	MCH 800 V1	MCH 911	MCH 800 H1	MCH 911	
ETX 125	PH	98-00	MCH 807 V1	MCH 911	MCH 807 H1	MCH 911	
RS 125	MP	99-04	MCH 811 V1	MCH 911	MCH 811 H1	MCH 911	
RS 125	GS	96-98	MCH 830 V1	MCH 911	MCH 811 H1	MCH 911	
RS 125 Extrema		93-95	MCH 830 V1	MCH 911	☒	MCH 911	
SR 125	PX 125	97-01	MCH 705 V1	MCH 911			
150 Leonardo	MB	96-98	MCH 808 V1	MCH 911			
250 Leonardo	PD	96-01	☒		☒		
RS 250	LD01	95-97	MCH 801 V3	MCH 911	MCH 801 H1	MCH 911	
RS 250	LD01	98-01	MCH 805 V3		MCH 801 H1	MCH 911	
650 Pegaso	MX	93-94	MCH 809 V1	MCH 911	MCH 802 H1	MCH 911	
650 Moto	MH00	95-99	MCH 803 V1	MCH 911			
650 Pegaso	MX	95-00	MCH 802 V1	MCH 911	MCH 802 H1	MCH 911	
ETV 1000 CapoNord	PS	01-	MCH 812 V3	MCH 911	MCH 433 H1	MCH 911	
RST 1000 Futura	PW	01-	MCH 813 V3	MCH 911	☒	MCH 911	
RSV 1000 Mille	RP	01-03	☒	MCH 911	MCH 806 H1	MCH 911	
RSV 1000 Mille	ME	98-00	MCH 806 V3	MCH 911	MCH 806 H1	MCH 911	
RSV 1000 R		04-	☒	MCH 911			
SL 1000 Falco	PA	00-04	MCH 810 V3	MCH 911	MCH 263 H1	MCH 911	

Benelli

491 50 Racing	BA 01		MCH 706 V1	MCH 911			
K2 50 AC	BA 01	98-00	MCH 702 V1	MCH 911			

BMW

R 450 RT	248	81-84	MCH 534 V3	MCH 911			
R 450 T	248	78-80	MCH 503 V3	MCH 911			
R 45 450	248	78-8/81	MCH 500 V2				
R 45 450	248	9/81-84	MCH 536 V3	MCH 911			
R 60 600 /7	R60/7	76-80	MCH 516 V1				
R 60 600 T	R60/7	76-80	MCH 510 V1				
F 650	169	94-99	MCH 508 V1	MCH 911	MCH 508 H1	MCH 911	
F 650 GS	R13	00-02	☒	MCH 911	MCH 501 H1	MCH 911	
F 650 GS Dakar	R13	00-02	MCH 501 V1	MCH 911	MCH 501 H1	MCH 911	
F 650 ST	169	96-99	MCH 508 V1	MCH 911	MCH 508 H1	MCH 911	
R 65 650	248	78-8/81	MCH 500 V2				
R 65 650		85-6/88	MCH 537 V1	MCH 911			
R 65 650 LS	248	9/81-85	MCH 536 V3	MCH 911			
R 65 650 RT	248	81-84	MCH 534 V3	MCH 911			
R 65 650	247	7/88-	MCH 506 V1	MCH 911			
R 65 650 G/S	247	81-87	MCH 505 V1				
R 65 650 RT	248	85-86	MCH 504 V2	MCH 911			
R 65 650 RT	247	87-	MCH 515 V2	MCH 911			
K 75 750	75	88-8/91	MCH 503 V3	MCH 911			
K 75 750 /2	75	9/91-94	MCH 509 V1	MCH 911	MCH 530 H1		
K 75 750 C	75	85-88	MCH 503 V3	MCH 911			
K 75 750 RT	75	91-94	MCH 509 V1	MCH 911	MCH 530 H1		
K 75 750 S	75	86-8/91	MCH 531 V3	MCH 911	MCH 530 H1		
K 75 750 S	75	9/91-94	MCH 507 V1	MCH 911	MCH 530 H1		
R 75 750 /6	R75/6	73-76	MCH 516 V1				
R 75 750 /7	R75/7	76-80	MCH 516 V1				
R 75 750 /6 Doppelscheibe	R75/6	73-76	MCH 502 V2				
R 80 800		76-80	MCH 502 V2				
R 80 800	247	81-84	MCH 514 V3	MCH 911			
R 80 800	247	85-6/88	MCH 537 V1	MCH 911			
R 80 800	247	7/88-	MCH 506 V1	MCH 911			
R 80 800 /7	247	77-	MCH 502 V2				
R 80 800 RT Doppelscheibe	247	80-84	MCH 520 V3	MCH 911			
R 80 800 T		76-80	MCH 510 V1				
R 80 800 T Doppelscheibe		76-80	MCH 522 V2				
R 80 800 G/S	247E	81-87	MCH 505 V1				
R 80 800 GS	247E	7/87-7/90	MCH 506 V1	MCH 911			



→ BMW

■ R 80	800 GS	247E	8/90-95	MCH 546 V1		MCH 911		
■ R 80	800 GS Basic	247	96-	MCH 546 V1		MCH 911		
■ R 80	800 GS Paris Dakar	247E	7/87-7/90	MCH 505 V1				
■ R 80	800 GS Paris Dakar	247E	8/90-95	MCH 546 V1		MCH 911		
■ R 80	800 R	247	93-95	MCH 549 V1		MCH 911		
■ R 80	800 R Mystik		94-95	MCH 519 V1		MCH 911		
■ R 80	800 RT	247	80-84	MCH 504 V2		MCH 911		
■ R 80	800 RT	247	85-86	MCH 504 V2		MCH 911		
■ R 80	800 RT	247	87-	MCH 515 V2		MCH 911		
■ R 80	800 ST	247E	82-84	MCH 505 V1				
■ R	850 GS	259	98-00	MCH 512 V3		MCH 911	MCH 512 H1	MCH 911
■ R	850 GS mit ABS	R21		MCH 540 V4		MCH 911	MCH 512 H1	
■ R	850 R	259	94-02	MCH 524 V2	enthalten	MCH 911	MCH 512 H1	MCH 911
■ R	850 R mit ABS	259	94-02	MCH 542 V4		MCH 911	MCH 512 H1	MCH 911
R 90	900 /6	R90/6	73-76	MCH 516 V1				
R 90	900 /6 Doppelscheibe	R90/6	73-76	MCH 502 V2				
■ R 90	900 S	R90/S	73-76	MCH 502 V2				
■ K 1	1000	100	89-93	MCH 533 V3		MCH 911		
■ K 100	1000		83-89	MCH 503 V3		MCH 911	MCH 530 H1	
■ K 100	1000 LT		83-89	MCH 529 V3		MCH 911	MCH 530 H1	
■ K 100	1000 RS		83-91	MCH 531 V3		MCH 911	MCH 530 H1	
■ K 100	1000 RS (16 V)	o. ABS	90-92	MCH 511 V3		MCH 911	MCH 511 H1	MCH 911
■ K 100	1000 RT		83-89	MCH 529 V3		MCH 911	MCH 530 H1	
R 100	1000 RT		76-80	MCH 522 V2			MCH 515 H1	
■ R 100	1000 /7	247	76-80	MCH 502 V2				
■ R 100	1000 CS	247	80-85	MCH 514 V3		MCH 911		
■ R 100	1000 GS		7/87-7/90	MCH 506 V1		MCH 911		
■ R 100	1000 GS		8/90-95	MCH 546 V1		MCH 911		
■ R 100	1000 GS Paris Dakar	247E	7/87-7/90	MCH 505 V1				
■ R 100	1000 GS Paris Dakar	247E	8/90-95	MCH 546 V1		MCH 911		
■ R 100	1000 R	247	92-95	MCH 549 V1		MCH 911		
■ R 100	1000 R Mystik	247	94-95	MCH 519 V1		MCH 911		
■ R 100	1000 RS		76-80	MCH 522 V2			MCH 515 H1	
■ R 100	1000 RS	247	81-84	MCH 525 V3		MCH 911	MCH 515 H1	
■ R 100	1000 RS	247	85-86	MCH 530 V2		MCH 911		
■ R 100	1000 RS	247	87-92	MCH 515 V2		MCH 911		
■ R 100	1000 RT	247	81-84	MCH 520 V3		MCH 911	MCH 515 H1	
■ R 100	1000 RT	247	9/86-95	MCH 515 V2		MCH 911		
■ R 100	1000 S	247	76-80	MCH 502 V2			MCH 515 H1	
■ R 100	1000 T		76-80	MCH 502 V2				
K	1100 RS mit ABS	100	93-99	☒		MCH 911	MCH 560 H1	MCH 911
■ K	1100 LT	100	92-99	MCH 548 V3		MCH 911	MCH 511 H1	MCH 911
■ K	1100 LT mit ABS	100	93-99	MCH 560 V4		MCH 911	MCH 560 H1	MCH 911
■ K	1100 RS	100	93-99	MCH 511 V3		MCH 911	MCH 511 H1	MCH 911
■ R	1100 GS	259	94-99	MCH 512 V3		MCH 911	MCH 512 H1	MCH 911
■ R	1100 GS mit ABS	259	94-99	MCH 540 V4		MCH 911	MCH 512 H1	MCH 911
■ R	1100 R	259	94-00	MCH 524 V2	enthalten	MCH 911	MCH 512 H1	MCH 911
■ R	1100 R mit ABS	259	94-00	MCH 542 V4		MCH 911	MCH 512 H1	MCH 911
■ R	1100 RS	259	93-01	MCH 523 V3		MCH 911	MCH 523 H1	MCH 911
■ R	1100 RS mit ABS	259	93-01	MCH 541 V4		MCH 911	MCH 523 H1	MCH 911
■ R	1100 RT mit ABS		96-01	MCH 573 V4		MCH 911	MCH 573 H1	MCH 911
■ R	1100 S	R2S	98-00	MCH 543 V3		MCH 911	MCH 543 H1	MCH 911
■ R	1100 S	R2S,R11S	01-03	MCH 571 V3		MCH 911	MCH 543 H1	MCH 911
■ R	1100 S mit ABS	R2S,R11S	98-00	MCH 544 V4		MCH 911	MCH 543 H1	MCH 911
R	1100 S Boxer Cup		04-	☒		MCH 911	☒	MCH 911
■ R	1150 GS	R21	99-02	MCH 563 V3		MCH 911	MCH 563 H1	MCH 911
■ R	1150 GS mit ABS	R21	99-01	MCH 564 V4		MCH 911	MCH 563 H1	MCH 911
■ R	1150 R mit ABS	R21	01-	MCH 572 V4		MCH 911	MCH 572 H1	MCH 911
R	1150 GS 2 Sparks		03-04	☒		MCH 911	☒	MCH 911
■ K	1200 RS mit ABS	589	97-01	MCH 547 V4		MCH 911	☒	MCH 911
■ R	1200 C	259C	97-02	MCH 539 V4		MCH 911	MCH 535 H1	MCH 911
■ R	1200 C Hochlenker	259C	97-02	MCH 535 V4		MCH 911	MCH 535 H1	MCH 911

Cagiva

	125 Mito		91-92	MCH 830 V1		MCH 911	MCH 830 H1	
	125 Mito 2		93-94	MCH 830 V1		MCH 911	MCH 830 H1	
	125 Mito EVO		95-07	MCH 830 V1		MCH 911	MCH 830 H1	
	125 Super City		93-98	MCH 832 V1		MCH 911		
W 8	125		92-94	☒		MCH 911	MCH 145 H1	MCH 911
W 12	350		94-95	MCH 837 V1		MCH 911	MCH 837 H1	MCH 911
	600 River		96-98	MCH 836 V1		MCH 911	MCH 836 H1	MCH 911
■	600 Canyon	5G	96-97	MCH 424 V1		MCH 911	MCH 424 H1	MCH 911





→ CAGIVA

W 16	600	2G	94-96	MCH 837 V1		MCH 911	MCH 837 H1	MCH 911
	650 Elefant		85-87	MCH 835 V1		MCH 911		
	750 Elefant		87-91	MCH 835 V1		MCH 911		
■	750 Elefant		94-97	MCH 834 V1		MCH 911	MCH 834 H1	MCH 911
	900 Elefant I.E		90-92	MCH 831 V1		MCH 911		
■	900 Elefant AC		93-96	MCH 833 V3		MCH 911	MCH 834 H1	MCH 911

Daelim

■	125 Roadwin		03-07	MCH 382 V1				
■	VC 125 Advance	VS125	95-97	MCH 415 V1				
■	VL 125 Daystar		00-07	MCH 168 V1				

Ducati

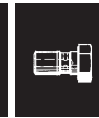
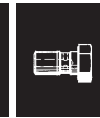
	400 SS		93-95	MCH 400 V1		MCH 911	MCH 606 H1	MCH 911
	500 Pantah		80-84	MCH 601 V3		MCH 911	MCH 340 H1	MCH 911
	600 Pantah		80-84	MCH 601 V3		MCH 911	MCH 340 H1	MCH 911
■	600 Monster	M	94-99	MCH 608 V1		MCH 911	MCH 602 H1	MCH 911
■	600 SS		94-98	MCH 400 V1		MCH 911	MCH 606 H1	MCH 911
■	748 Biposto	748	95-97	MCH 610 V3		MCH 911	MCH 610 H1	MCH 911
	750 F1		87-88	MCH 603 V3		MCH 911		
■	750 Monster	M	96-97	MCH 608 V1		MCH 911	MCH 602 H1	MCH 911
■	750 Monster	M	98-00	MCH 600 V3		MCH 911	MCH 602 H1	MCH 911
■	750 SS	S	91-94	MCH 400 V1		MCH 911	MCH 606 H1	MCH 911
■	750 SS Doppelscheibe	S	92-97	MCH 605 V2	enthalten	MCH 911	MCH 606 H1	MCH 911
	750 Sport		88-90			MCH 911	MCH 124 H1	MCH 911
	851 Strada		91-	MCH 606 V2	enthalten	MCH 911	MCH 606 H1	MCH 911
	888 S.P. 5	S	93-	MCH 606 V2	enthalten	MCH 911	MCH 601 H1	MCH 911
	888 Strada	S	91-	MCH 606 V2	enthalten	MCH 911	MCH 606 H1	MCH 911
	900 S2 Desmo	S	83-	MCH 602 V3			MCH 233 H1	MCH 911
	900 SS	S	90	MCH 604 V3		MCH 911	MCH 604 H1	MCH 911
	900 SS/Repl.	S	-89	MCH 603 V3		MCH 911	MCH 142 H1	MCH 911
■	900 Monster	M	93-97	MCH 600 V3		MCH 911	MCH 602 H1	MCH 911
■	900 SS	S	91-97	MCH 605 V2	enthalten	MCH 911	MCH 606 H1	MCH 911
■	900 Superlight		93-97	MCH 605 V2	enthalten	MCH 911	MCH 602 H1	MCH 911
	900 Monster	I.E.	00-02			MCH 911	MCH 602 H1	MCH 911
	900 SS		98-			MCH 911		
	907 I.E.		91-93	MCH 611 V3		MCH 911	MCH 611 H1	MCH 911
■	916 Biposto	916	94-97	MCH 610 V3		MCH 911	MCH 610 H1	MCH 911
■	944 ST 2	S1	97-00	MCH 612 V3		MCH 911	MCH 470 H1	MCH 911
■	944 ST4	S2	99-04	MCH 612 V3		MCH 911	MCH 470 H1	MCH 911
	996 Biposto		99-00			MCH 911	MCH 610 H1	MCH 911
	1000 Mike Hailwood	MH	84-86	MCH 603 V3		MCH 911	MCH 142 H1	MCH 911

Gilera

■	FX 125 Runner	MO 7	98	MCH 538 V1		MCH 911		
■	FX 125 Runner SP	MO 7	99-	MCH 838 V1		MCH 911		
■	FXR 180 Runner	MO 8	98	MCH 538 V1		MCH 911		
■	FXR 180 Runner SP	MO 8	99-	MCH 838 V1		MCH 911		
■	500 Saturno		91-	MCH 830 V1		MCH 911		MCH 911

Harley Davidson

	FXEF 883		84-85	MCH 732 V1				
	XL 883 Sporster Custom	53C	98-00	MCH 730 V1		MCH 931	MCH 941	
	XLH 883 Sportster		85-96	MCH 730 V1				
	XLH 1100 Sportster		84-87	MCH 732 V1				
	1130 V-Rod		02-06					
	XLH 1200 Sporster C		96-	MCH 730 V1		MCH 931	MCH 941	
	XLH 1200 Sportster		87-95	MCH 737 V1C				
	FLST 1340		86-90	MCH 731 V1				
	FLST 1340 Fat Boy		90-01	MCH 731 V1				
	FLSTC 1340 H. Softail Classic		86-89	MCH 731 V1				
	FLSTC 1340 H. Softail Springer		88-91				MCH 736 H2 C	
	FLSTC 1340 H. Softail Classic		90-96	MCH 733 V1C				
	FLSTC 1340 H. Softail Springer		94-	MCH 732 V1				
	FLSTN 1340 H. Softail Special		94-96	MCH 731 V1				
	FXD 1340 Dyna Super Glide	FD1	98-	MCH 734 V1C				
	FXDWG 1340 Dyna W. Glide		93-	MCH 736 V1C				
	FXE 1340		84-85	MCH 732 V1				
	FXLR 1340 Low Rider Cust		87-94	MCH 734 V1C				
	FXRS 1340 Low Rider		87-90	MCH 732 V1				
	FXRS 1340 Super Glide		84-91	MCH 732 V1				
	FXST 1340 Softail Custom		84-	MCH 736 V1C			MCH 736 H2 C	



→ HARLEY DAVIDSON

FXSTB	1340	Bad Boy		96-	MCH 733 V1C						
FXWG	1340	Wide Glide		84-86	MCH 735 V1C						
FXST	1450	Softail Standard		00-	MCH 735 V1C			MCH 931	MCH 941		
FXSTB	1450	Night Train		98-00	MCH 731 V1C			MCH 931	MCH 941		
FXSTD	1450	Softail Deuce	FS2	00-	MCH 731 V1C			MCH 931	MCH 941		
FXDB	1584	Dyna Street Bob		07-08	MCH 731 V1			MCH 931			

Honda

■	NSR	50	AC08	89-96	MCH 261 V1			MCH 901			
■	SJ	50	Bali	AF32	01-02	MCH 703 V1		MCH 901			
■	SZX	50	X8R-S,X8R-X	AF49	00-02	MCH 717 V1		MCH 901			
■	MBX	80	SW2	HC04	82-90	MCH 261 V1		MCH 901			
■	MBX	80	SWD	HC04	82-90	MCH 261 V1		MCH 901			
■	MBX	80	SWZ	HC04	82-90	MCH 261 V1		MCH 901			
■	MTX	80	R2	HD09	87-90	MCH 100 V1		MCH 901			
■	CA	125	Rebel	JC24	95-96	MCH 168 V1		MCH 901			
■	CA	125	Rebel	JC26	97-00	MCH 185 V1					
■	CBR	125		04-08	MCH 824 V1			MCH 901		MCH 824 H1	MCH 901
■	CLR	125	JD18B	98-99	MCH 358 V1						
	CR	125	R	JE01	88-91	MCH 165 V1		MCH 901			
	CR	125	R	JE01	92-94	MCH 181 V1					
	CR	125	R		95-03	MCH 191 V1					
	CRM	125			90-97	MCH 182 V1					
	MTX	125	RW		85-89	MCH 111 V1		MCH 901			
■	NES	125	@	JF07	01-06	MCH 707 V1		MCH 901			
■	NSR	125	R	JC22	94-98	MCH 228 V1				MCH 175 H1	
■	NSR	125	R	JC22	99-03	MCH 228 V1				MCH 214 H1	
■	NX	125	Transcity	JD09	97-99	MCH 538 V1					
■	VT	125	C, Shadow	JC29	99-00	MCH 213 V1		MCH 901			
■	VT	125	C, Shadow	JC31	01-03	MCH 196 V1		MCH 901			
■	XLR	125	R	JD16	98-99	MCH 178 V1					
■	XLV	125	Varadero	JC32	01-03	MCH 463 V1		MCH 901		MCH 463 H1	MCH 901
	XLV	125	Varadero		04-						
	XR	125	R		07-						
	CB	250	G	CB250	74-76	MCH 105 V2					
■	CB	250	N, ND	CB250N	79-82	MCH 513 V1					
■	CB	250	Two-fifty	MC26	96-97	MCH 804 V1					
	CJ	250	T	CJ250T	76-78	MCH 136 V2					
■	CMX	250	Rebel	MC13B	96-99	MCH 168 V1		MCH 901			
	CR	250	R	ME03	87-91	MCH 165 V1		MCH 901			
	CR	250	R	ME03	92-94	MCH 181 V1					
	CR	250	R	ME03	95-03	MCH 191 V1					
■	NX	250		MD21	88-90	MCH 417 V1		MCH 901			
■	NX	250		MD25	91-95	MCH 417 V1		MCH 901			
	VTR	250	K		96-						
■	XL	350	R	ND03	85-88	MCH 111 V1		MCH 901			
	CJ	360	T	CJ360T	76-78	MCH 136 V2					
	CB	400	Super Four		93-	MCH 469 V2	enthalten	MCH 901		MCH 139 H1	MCH 901
■	CB	400	F	CB400F	75-77	MCH 129 V2		MCH 901			
■	CB	400	N	CB400N	78-82	MCH 101 V3		MCH 901			
■	CB	400	Twin	CB400T	79-81	MCH 513 V1		MCH 901			
	CB-1	400	F	NC27	89-	MCH 164 V1		MCH 901		MCH 168 H1	MCH 901
	CBR	400	RR	NC29	91-96	MCH 161 V2	enthalten	MCH 901		MCH 423 H1	MCH 901
■	CM	400	T	NC01	80-84	MCH 102 V1		MCH 901			
■	NSR	400	R	NC19	85-	MCH 449 V3	MCH 951	MCH 901		MCH 340 H1	MCH 901
	RVF	400		NC35	94-97	MCH 161 V2	enthalten	MCH 901			MCH 901
	VFR	400	R	NC30	91-	MCH 167 V2	enthalten	MCH 901		MCH 167 H1	MCH 901
■	CB	450	N	PC14	85-	MCH 157 V3	MCH 951	MCH 901			
■	CB	450	S	PC17	87-89	MCH 104 V3	MCH 951	MCH 901			
	CRF	450		PE05	02-03	MCH 191 V1					
■	CB	500		PC26	94-96	MCH 133 V1		MCH 901			
■	CB	500		PC32	97-03	MCH 133 V1		MCH 911		MCH 133 H1	MCH 911
■	CB	500	Four	CB500	77-	MCH 105 V2		MCH 901			
■	CB	500	S	PC32	98-03	MCH 133 V1		MCH 911		MCH 133 H1	MCH 911
	CR	500		PE02	92-94	MCH 181 V1					
	CR	500		PE02	95-01	MCH 191 V1				MCH 191 H1	
	CR	500	R	PE02	89-91	MCH 165 V1		MCH 901			
■	CX	500		CX500	79-82	MCH 110 V3		MCH 901			
■	CX	500	C	PC01	80-84	MCH 442 V3		MCH 901			
■	CX	500	E	PC06	82-86	MCH 163 V3				MCH 163 H1	MCH 901
■	CX	500	TC	PC03	82-85	MCH 158 V3	MCH 951	MCH 901		MCH 163 H1	MCH 901
■	FT	500	C	PC07	82-84	MCH 153 V1		MCH 901			

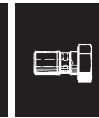
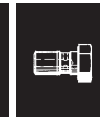




→ HONDA

GB	500 Clubmann	PC16	92-	MCH 200 V1		MCH 901			
■ GL	500 D	PC02	82-85	MCH 160 V3	MCH 951	MCH 901			
■ VF	500 F2	PC12	84-	MCH 421 V3	MCH 951	MCH 901	MCH 219 H1	MCH 901	
■ VT	500 C	PC08	83-	MCH 358 V1		MCH 901			
■ VT	500 E	PC11	83-85	MCH 415 V1		MCH 901			
■ XBR	500 S	PC15	85-90	MCH 107 V1		MCH 901			
CB	550 F		79-80	MCH 183 V2					
■ CBX	550 F	PC04	82-85	MCH 116 V3	MCH 951	MCH 901	MCH 116 H1	MCH 901	
■ CB	600 Hornet	PC34/34A	98-01	MCH 469 V2	enthalten	MCH 901	MCH 469 H1	MCH 901	
■ CB	600 Hornet	PC36	02-06	MCH 197 V2	enthalten	MCH 901	MCH 197 H1	MCH 901	
CB	600 Hornet	PC 41	07-08	MCH 856 V4			MCH 856 H2	MCH 901	
■ CB	600 Hornet ABS	PC 41	07-08	MCH 856 V4			MCH 856 H2	MCH 901	
■ CBF	600	PC38	04-07	MCH 818 V2	enthalten	MCH 901	MCH 818 H1	MCH 901	
CBF	600		08-	MCH 819 V3					
■ CBF	600 ABS	PC38	04-07	MCH 819 V3	enthalten	MCH 901	MCH 819 H2	MCH 901	
CBF	600 ABS		08-	MCH 819 V3					
■ CBR	600 F	PC19	87-88	MCH 155 V3	MCH 951	MCH 901	MCH 113 H1	MCH 901	
■ CBR	600 F	PC23	89-90	MCH 155 V3	MCH 951	MCH 901	MCH 155 H1	MCH 901	
■ CBR	600 F	PC25	91-94	MCH 162 V2	enthalten	MCH 901	MCH 139 H1	MCH 901	
■ CBR	600 F	PC31	95-98	MCH 469 V2	enthalten	MCH 901	MCH 139 H1	MCH 901	
■ CBR	600 F	PC35	99-06	MCH 186 V2	enthalten	MCH 901	MCH 186 H1	MCH 901	
■ CBR	600 RR	PC37	03-04	MCH 198 V2	enthalten	MCH 901	MCH 198 H1	MCH 901	
■ CBR	600 RR	PC37	05-06	MCH 817 V2	enthalten	MCH 901	MCH 198 H1	MCH 901	
■ CBR	600 RR	PC40	07-08	MCH 829 V2	enthalten	MCH 901	MCH 829 H1	MCH 901	
■ VT	600 C	PC21	88-97	MCH 156 V1		MCH 901			
■ VT	600 C	PC21	98-00	MCH 185 V1		MCH 901			
■ XL	600 LM	PD04	85-86	MCH 111 V1		MCH 901			
■ XL	600 RM	PD04	85-86	MCH 111 V1		MCH 901			
■ XL	600 V Transalp	PD06	87-90	MCH 112 V1		MCH 901	MCH 165 H1	MCH 901	
■ XL	600 V Transalp	PD06	91-96	MCH 168 V1		MCH 901	MCH 166 H1	MCH 901	
■ XL	600 V Transalp	PD10	97-98	MCH 139 V2	enthalten		MCH 166 H1		
■ XL	600 V Transalp	PD10	99	MCH 139 V2	enthalten		MCH 161 H1		
XR	600 R	PE04	85-87	MCH 114 V1		MCH 901			
XR	600 R	PE04	88-90	MCH 166 V1		MCH 901			
XR	600 R	PE04	91-00	MCH 166 V1		MCH 901	MCH 272 H1	MCH 901	
■ CB	650	RC03	79-81	MCH 142 V3	MCH 951	MCH 901			
■ CB	650 C	RC05	80-84	MCH 118 V3	MCH 951	MCH 901			
■ CBX	650 E	RC13	83-	MCH 117 V3	MCH 951	MCH 901			
■ CX	650 C	RC11	83-85	MCH 442 V3	MCH 951	MCH 901			
■ CX	650 E	RC12	83-85	MCH 163 V3	MCH 951	MCH 901	MCH 163 H1	MCH 901	
■ FMX	650	RD12	05-07	MCH 820 V1		MCH 901	MCH 820 H1	MCH 901	
■ FX	650 Vigor	RD09	99-00	MCH 185 V1		MCH 911	MCH 185 H1	MCH 911	
NT	650 Hawk	RC31	92-	MCH 107 V1		MCH 901			
NTV	650 V Deauville	RC47	02-04	MCH 212 H1			MCH 212 H1	MCH 901	
■ NTV	650 Revere	RC33	88-97	MCH 115 V1		MCH 901	MCH 210 H1	MCH 901	
■ NTV	650 V Deauville	RC47	98-01	MCH 184 V2	enthalten	MCH 911	MCH 212 H1	MCH 901	
■ NX	650 Dominator	RD02	88-96	MCH 417 V1		MCH 901	MCH 438 H1	MCH 901	
■ NX	650 Dominator	RD08	97-	MCH 831 V1		MCH 911	MCH 101 H1		
■ SLR	650	RD09	97-98	MCH 168 V1		MCH 911	MCH 133 H1	MCH 911	
■ XL	650 V Transalp	RD10, RD11	00-07	MCH 154 V2	enthalten	MCH 921	MCH 161 H1	MCH 921	
XR	650 R	RE01	00-03	MCH 166 V1					
XR	650 R		04-07	MCH 174 V1					
■ XRV	650 Afrika Twin	RD03	88-90	MCH 174 V1		MCH 901	MCH 161 H1	MCH 901	
VF	700 C, Magna		84-	MCH 151 V3					
CB	750 Four	CB750	76-80	MCH 126 V3	MCH 951	MCH 901			
■ CB	750 C	RC06	80-	MCH 151 V3		MCH 901			
■ CB	750 F	RC04	80-83	MCH 124 V3	MCH 951	MCH 901	MCH 124 H1	MCH 901	
■ CB	750 F1	CB750G	76-78	MCH 105 V2		MCH 901			
■ CB	750 F2	CB750G	78-81	MCH 421 V3		MCH 901	MCH 340 H1	MCH 901	
■ CB	750 K	RC 01	78-80	MCH 138 V3	MCH 951	MCH 901			
■ CB	750 K2-K7	CB750K	72-77	MCH 129 V2		MCH 901			
■ CB	750 Seven Fifty	RC42	92-98	MCH 169 V3	MCH 951	MCH 901	MCH 153 H1	MCH 901	
■ CB	750 Seven Fifty	RC42	99-03	MCH 169 V3	MCH 951	MCH 901	MCH 800 H1	MCH 901	
■ CBX	750 F	RC17	84-87	MCH 121 V3	MCH 951	MCH 901	MCH 120 H1	MCH 901	
RVF	750 R	RC45	94-97	MCH 173 V2	enthalten	MCH 901	MCH 173 H1	MCH 901	
■ VF	750 C	RC09	83-88	MCH 123 V3	MCH 951	MCH 901			
■ VF	750 C	RC43	93-98	MCH 168 V1		MCH 901			
■ VF	750 F	RC15	83-86	MCH 121 V3	MCH 951	MCH 901	MCH 120 H1	MCH 901	
VF	750 S	RC07	84-	MCH 130 V2		MCH 901			
VFR	750 R	RC30	88-	MCH 130 V2	enthalten	MCH 901	MCH 130 H1	MCH 901	
■ VFR	750 F	RC24	86-87	MCH 132 V3	MCH 951	MCH 901	MCH 121 H1	MCH 901	





→ HONDA

■ VFR	750 F	RC24	88-89	MCH 131 V2	enthalten	MCH 901	MCH 340 H1	MCH 901
■ VFR	750 F	RC36	90-97	MCH 153 V2	enthalten	MCH 901	MCH 153 H1	MCH 901
■ VT	750 Black Widow	RC48	00-03	MCH 156 V1		MCH 901		
■ VT	750 C	RC29	87-	MCH 556 V1		MCH 901		
■ VT	750 C2	RC44	97-00	MCH 152 V1		MCH 901		
VT	750 Shadow		04-07	☒				
VT	750 Shadow		08-	☒				
■ XLV	750 R	RD01	85-87	MCH 174 V1		MCH 901		
■ XRV	750 Africa Twin	RD04	89-92	MCH 154 V2	enthalten	MCH 901	MCH 161 H1	MCH 901
■ XRV	750 Africa Twin	RD07	93-98	MCH 154 V2	enthalten	MCH 901	MCH 161 H1	MCH 901
■ XRV	750 Africa Twin	RD07	99-03	MCH 154 V2	enthalten	MCH 901	MCH 153 H1	MCH 901
PC	800			☒				
■ VFR	800	RC46	98-02	MCH 816 V8		MCH 901	MCH 816 H2	MCH 901
■ CB	900 F	SC01	79-81	MCH 138 V3	MCH 951	MCH 901	MCH 340 H1	MCH 901
■ CB	900 F,F2	SC09	82-84	MCH 137 V3	MCH 951	MCH 901	MCH 124 H1	MCH 901
■ CB	900 Hornet	SC48	02-05	MCH 193 V2	enthalten	MCH 901	MCH 193 H1	MCH 901
■ CBR	900 RR	SC28	92-95	MCH 171 V2	enthalten	MCH 901	MCH 233 H1	MCH 901
■ CBR	900 RR	SC33	96-97	MCH 176 V2	enthalten	MCH 901	MCH 142 H1	MCH 901
■ CBR	900 RR	SC33D	98-99	MCH 176 V2	enthalten	MCH 901	MCH 142 H1	MCH 901
■ CBR	900 RR	SC44	00-01	MCH 189 V2	enthalten	MCH 901	MCH 272 H1	MCH 901
■ CBR	954 RR Fireblade	SC50	02-03	MCH 195 V2	enthalten	MCH 901	MCH 195 H1	MCH 901
CB	1000 R	SC60	08-	MCH 853 V2	enthalten	MCH 901		
■ CB	1000 Super Four	SC30	92-96	MCH 172 V3	MCH 951	MCH 901	MCH 212 H1	MCH 901
■ CBF	1000 ABS	SC58	06-08	MCH 826 V4	enthalten	MCH 901	MCH 826 H2	MCH 901
■ CBR	1000 F	SC21	87-89	MCH 131 V2	enthalten	MCH 901	MCH 139 H1	MCH 901
■ CBR	1000 F	SC24	90-92	MCH 153 V2	enthalten	MCH 901	MCH 139 H1	MCH 901
CBR	1000 F Dual CBS	SC24	93-	☒			☒	
■ CBR	1000 RR Fireblade	SC57	04-05	MCH 108 V2	enthalten	MCH 901	MCH 108 H1	MCH 901
■ CBR	1000 RR Fireblade	SC57	06-07	MCH 108 V2	enthalten	MCH 901	MCH 388 H1	MCH 901
■ CBR	1000 RR	SC59	08-	MCH 840 V2	enthalten	MCH 901	MCH 840 H1	MCH 901
■ CBX	1000	SC06	81-82	MCH 143 V3	MCH 951	MCH 901	MCH 143 H1	MCH 901
■ GL	1000 K1-K3 Flachlenker	GL1, GL2	75-81	MCH 217 V3		MCH 901	MCH 148 H1	
■ GL	1000 K1-K3 Hochlenker	GL1, GL2	75-81	MCH 140 V3		MCH 901	MCH 148 H1	
■ VF	1000 F,F2	SC15	84-85	MCH 141 V3	MCH 951	MCH 901	MCH 121 H1	MCH 901
■ VF	1000 R	SC16	84-86	☒	MCH 951	MCH 901	MCH 142 H1	MCH 901
■ VTR	1000 Firestorm	SC36	97-06	MCH 175 V2	enthalten	MCH 901	MCH 175 H1	MCH 901
■ VTR	1000 SP-1	SC45	00-01	MCH 188 V2	enthalten	MCH 901	MCH 113 H1	
■ VTR	1000 SP2	SC45	02-05	MCH 194 V2	enthalten	MCH 901	MCH 194 H1	MCH 901
■ XL	1000 Varadero	SD01, SD02	99-03	MCH 199 V6		MCH 901	MCH 199 H2	MCH 901
■ CB	1100 F	SC11	83-85	MCH 146 V3	MCH 951	MCH 901	MCH 340 H1	MCH 901
■ CB	1100 R	SC08	82-83	MCH 147 V3	MCH 951	MCH 901	MCH 359 H1	MCH 901
■ CB	1100 X-Eleven	SC42	00-03	MCH 190 V10				
■ CBR	1100 XX	SC35	97-06	MCH 192 V10		MCH 901		
■ GL	1100	SC02	79-85	MCH 148 V3	MCH 951	MCH 901	MCH 210 H1	MCH 901
■ ST	1100 Pan European	SC26	90-98	MCH 159 V2	enthalten	MCH 901	MCH 166 H1	MCH 901
■ ST	1100 Pan European	SC26	99-01	MCH 103 V3				
■ VF	1100 C	SC12	83-86	MCH 145 V3	MCH 951	MCH 901	MCH 145 H1	MCH 901
VF	1100 S		84-85		MCH 901		MCH 837 H1	MCH 901
■ VT	1100 C	SC23	85-89	MCH 168 V1		MCH 901		
■ VT	1100 C	SC23	94	MCH 168 V1		MCH 901		
■ VT	1100 C2	SC32	95-99	MCH 106 V1		MCH 901	MCH 106 H1	MCH 901
■ VT	1100 C3	SC39	98-03	MCH 187 V1			MCH 106 H1	
■ GL	1200 D Integralbremse	SC14	84-	MCH 180 V4				
CB	1300 X-4	SC38	97-	MCH 179 V2	enthalten	MCH 901	MCH 233 H1	MCH 901
■ CB	1300 R	SC54	02-05	MCH 815 V2	enthalten	MCH 901	MCH 815 H1	MCH 901
CB	1300 R ABS	SC54	04-	☒				
■ CB	1300 S ABS		05-08	MCH 846 V3	enthalten	MCH 901	MCH 846 H2	MCH 901
■ VTX	1300 S	SC52	03-07	MCH 814 V1		MCH 901		
■ GL	1500	SC22	91-97	MCH 177 V4				
■ GL	1520 F6C Valkyrie	SC34B	97-02	MCH 150 V2	enthalten	MCH 901	MCH 150 H1	MCH 901

Husquarna

CR	125		96-04	MCH 114 V1		MCH 911		
SM	450 R		04-	☒				
SM	570 R		04-	☒				

Hyosung

■	125 Cruise I,II	GA125	95-98	MCH 358 V1				
■	125 Cruise II Classic	GA125	99-00	MCH 168 V1				
■ GF	125	GF125	98-	MCH 462 V1				
■ GS	125	GS125	97-99	MCH 804 V1				



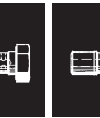
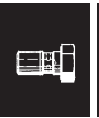


→ HYOSUNG

■ GT	125 R		07-	MCH 75 BC					
■ GV	125 Aquila		00-07	MCH 239 V1					
■ XR	125 Offroad	RX125	99-02	MCH 718 V1					
■ GV	250 Aquila	GV250	00-	MCH 152 V1					
■ GT	650 Naked		03-05					MCH 333 H1	

Kawasaki

KX	80		98-99			MCH 901				MCH 901
■ KMX	125	MX125A, MX125B	85-02	MCH 361 V1		MCH 901		MCH 450 H1		MCH 901
■ ZL	125 Eliminator	BN125A	97-03	MCH 378 V1		MCH 901				
■ KMX	200	MX200	88-	MCH 361 V1		MCH 901		MCH 450 H1		MCH 901
■ BJ	250 Estrella	BJ250A	94-97	MCH 261 V1		MCH 901		MCH 450 H1		MCH 901
■ EL	250 Eliminator	EL250B/E	88-95	MCH 355 V1		MCH 901				
	250 Ninja R		08-09	MCH 854 V1		MCH 901		MCH 352 H1		MCH 901
■ KH	250	KH250B	76-77	MCH 105 V2		MCH 901				
■ KLR	250	KL250D	84-90	MCH 230 V1		MCH 901				
	250 M		09-	MCH 855 V1		MCH 901		MCH 855 H1		MCH 901
■ EL	252	EL250F	96-03	MCH 355 V1		MCH 901				
■ GPZ	305	EX305A	84-89	MCH 356 V3		MCH 901				
■ GPZ	400 R	ZX400A	85-	MCH 363 V3		MCH 901		MCH 423 H1		MCH 901
	400		05-							
	400	S3F	76-77	MCH 105 V2		MCH 901				
■ Z	400	KZ400J	81-82	MCH 300 V3						
	ZRX			MCH 449 V3		MCH 901				
■ ZXR	400	ZX400L	90-01	MCH 364 V3	MCH 951	MCH 901		MCH 371 H1		MCH 901
■ Z	440 LTD	KZ440A	80-84	MCH 263 V1		MCH 901				
■ Z	450 LTD	EN450A	85-89	MCH 431 V1		MCH 901				
■ EN	500	EN500A/B	90-95	MCH 365 V1		MCH 901				
■ EN	500	EN500C	96-03	MCH 358 V1		MCH 901				
■ ER-5	500 Twister	ER500A/B	96-00	MCH 382 V1		MCH 901				
■ ER-5	500 Twister	ER500C/D	01-06	MCH 382 V1		MCH 901				
	500 S	EX500A	86-87	MCH 302 V1		MCH 901				
■ GPZ	500 S	EX500A	88-91	MCH 354 V3		MCH 901				
■ GPZ	500 S	EX500A	92-93	MCH 309 V3		MCH 901				
■ GPZ	500 S	EX500D	94-96	MCH 339 V3	MCH 951	MCH 901		MCH 423 H1		MCH 901
■ GPZ	500 S	EX500E	97-03	MCH 339 V3	MCH 951	MCH 901		MCH 423 H1		MCH 901
■ KLE	500	LE500A	91-07	MCH 366 V1		MCH 901		MCH 374 H1		MCH 901
	500		89-91	MCH 367 V1		MCH 901				
	550 F	KZ550B	83-85	MCH 304 V3						
	550 LTD	KZ550C	80-81	MCH 311 V3		MCH 901				
■ Z	550 GT	KZ550G	83-89	MCH 303 V3		MCH 901				
■ Z	550	KZ550B	80-83	MCH 374 V3				MCH 139 H1		MCH 901
■ Z	550 GP	KZ550D	81	MCH 307 V5				MCH 334 H1		MCH 901
■ Z	550 GP	KZ550H	82-83	MCH 307 V5				MCH 334 H1		MCH 901
■ ZR	550 Zephyr	ZR550B	91-99	MCH 359 V3	MCH 951	MCH 901		MCH 359 H1		MCH 901
■ GPX	600 R	ZX600C	88-90	MCH 305 V3		MCH 901				
■ GPX	600 R	ZX600C	94-96	MCH 305 V3		MCH 901		MCH 450 H1		MCH 901
■ GPX	600 R	ZX600C	97-00	MCH 155 V3	MCH 951	MCH 901		MCH 450 H1		MCH 901
■ GPZ	600 R	ZX600A	85-89	MCH 341 V5				MCH 352 H1		MCH 901
■ KLR	600	KL600A	84	MCH 230 V1		MCH 901				
■ KLR	600	KL600B	85-86	MCH 230 V1		MCH 901				
■ KLR	600	KL600B	87-89	MCH 368 V1		MCH 901				
■ ZL	600 Eliminator	ZL600B	95-97	MCH 378 V1		MCH 901				
■ ZX-6R	600 Ninja	ZX600F	95-97	MCH 377 V3	MCH 951	MCH 901		MCH 423 H1		MCH 901
■ ZX-6R	600 Ninja	ZX600G	98-99	MCH 314 V3	MCH 951	MCH 901		MCH 314 H1		MCH 901
■ ZX-6R	600 Ninja	ZX600H	00-01	MCH 385 V2	enthalten	MCH 901		MCH 383 H1		MCH 901
■ ZX-6R	600 Ninja	ZX600P	07-08	MCH 839 V2	MCH 951	MCH 901		MCH 116 H1		MCH 901
■ ZX-6R	600 Ninja	ZX600	09-	MCH 859 V2	MCH 951	MCH 901		MCH 859 H1		MCH 901
■ ZZR	600 D	ZX600D	90-92	MCH 351 V3	MCH 951	MCH 901		MCH 423 H1		MCH 901
■ ZZR	600 E	ZX600E	93-05	MCH 351 V3	MCH 951	MCH 901		MCH 423 H1		MCH 901
■ ZX-6R	636	ZX600A	02	MCH 385 V2	enthalten	MCH 901		MCH 383 H1		MCH 901
■ ZX-6R	636	ZX636B	03-04	MCH 388 V2	MCH 951	MCH 901		MCH 388 H1		MCH 901
■ ZX-6R	636	ZX636C	05-06	MCH 396 V2	enthalten	enthalten		MCH 193 H1		MCH 901
■ ER-6	650 N	ER650A	05-08	MCH 398 V2	MCH 951	MCH 901		MCH 398 H1		MCH 901
■ ER-6	650 F	EX650A	06-08	MCH 398 V2	MCH 951	MCH 901		MCH 398 H1		MCH 901
■ ER-6	650 N, F ABS		06-08	MCH 847 V5		MCH 901		MCH 847 H2		MCH 901
■ KLR	650	KL650A	87-88	MCH 368 V1		MCH 901		MCH 145 H1		MCH 901
■ KLR	650	KL650B	89-90	MCH 369 V1		MCH 901		MCH 312 H1		MCH 901
■ KLR	650	KL650B	91-92	MCH 370 V1		MCH 901		MCH 312 H1		MCH 901
■ KLR	650	KL650C	95-04	MCH 230 V1		MCH 901		MCH 312 H1		MCH 901
■ KLX	650	KLX650C	93-94	MCH 376 V1		MCH 901		MCH 204 H1		MCH 901



→ KAWASAKI

■ W	650		EJ650A	99-02	MCH 463 V1		MCH 901		
■ W	650	Flachlenker	EJ650A1	01-06	MCH 107 V1		MCH 901		
Z	650	Doppelscheibe	B	77-79	MCH 330 V3				
Z	650		KZ650D	79-80	MCH 141 V3			MCH 312 H1	MCH 901
Z	650		KZ650F	81-83	MCH 342 V3				
■ Z	650		KZ650C	78-79	MCH 339 V3			MCH 312 H1	MCH 901
KFX	700			05-					
■ GPX	750	Anti Dive	ZX750F	87-90	MCH 319 V3			MCH 334 H1	MCH 901
GPZ	750		ZX750A	83-85	MCH 318 V5			MCH 233 H1	MCH 901
GPZ	750	ohne Anti Dive	ZX750A	85-	MCH 324 V3			MCH 340 H1	MCH 901
■ GPZ	750	R,Ninja mit Anti Dive	ZX750G	85-	MCH 317 V5		MCH 901	MCH 334 H1	MCH 901
H2	750			72-73					
■ VN	750		VN750A	86-89	MCH 375 V3	MCH 951	MCH 901		
■ VN	750		VN750A	93-95	MCH 375 V3		MCH 901		
■ Z	750		KZ750E	80-82	MCH 325 V3		MCH 901	MCH 438 H1	MCH 901
■ Z	750		ZR750J	04-06	MCH 392 V2	MCH 951	MCH 901	MCH 389 H1	MCH 901
■ Z	750	S	ZR750J	05-06	MCH 397 V2	MCH 951	MCH 901	MCH 389 H1	MCH 901
Z	750	mit ABS		07-09					
■ Z	750	GT	KZ750E	82-	MCH 313 V3			MCH 338 H1	MCH 901
■ Z	750	LTD	KZ750H	81-82	MCH 316 V3		MCH 901		
■ Z	750	LTD	KZ750K	83-86	MCH 316 V3		MCH 901		
Z	750	B3		78					
■ ZR	750	Zephyr	ZR750C	91-95	MCH 359 V3	MCH 951	MCH 901	MCH 359 H1	MCH 901
■ ZR	750	Zephyr	ZR750D	96-98	MCH 359 V3	MCH 951	MCH 901	MCH 359 H1	MCH 901
■ ZR-7	750		ZR750F	99-03	MCH 343 V3	MCH 951	MCH 901	MCH 470 H1	MCH 901
■ ZR-7S	750		ZR750F	01-03	MCH 343 V3	MCH 951	MCH 901	MCH 470 H1	MCH 901
■ ZX	750		ZX750E	84-85	MCH 321 V5	MCH 951	MCH 901	MCH 233 H1	MCH 901
■ ZX-7R	750	Ninja	ZX750N	96-02	MCH 380 V3	MCH 951	MCH 901	MCH 357 H1	MCH 901
ZXR	750	R	ZX750H	89	MCH 320 V3			MCH 320 H1	MCH 901
■ ZXR	750		ZX750J	91-95	MCH 371 V3	MCH 951	MCH 901	MCH 371 H1	MCH 901
■ ZXR	750	R	ZX750H	90	MCH 252 V3			MCH 357 H1	MCH 901
■ ZXR	750	RR	ZX750K	92-95	MCH 371 V3	MCH 951	MCH 901	MCH 371 H1	MCH 901
■ VN	800		VN800A	95-00	MCH 358 V1		MCH 901		
■ VN	800	Classic	VN800B	96-05	MCH 310 V1		MCH 901		
■ VN	800	Drifter	VN800C	99-03	MCH 384 V1		MCH 901	MCH 384 H1	MCH 901
■ GPZ	900	R	ZX900A	84-89	MCH 317 V5			MCH 334 H1	MCH 901
■ GPZ	900	R	ZX900A	90-93	MCH 353 V3			MCH 353 H1	MCH 901
■ VN	900	Classic		06-09	MCH 825 V1		MCH 901	MCH 825 H1	MCH 901
VN	900	Custom		07-09	MCH 825 V1		MCH 901	MCH 825 H1	MCH 901
Z	900		Z1F	74-76	MCH 329 V3				
Z	900	A4	Z1F089	76-	MCH 328 V3				
ZL	900	Eli			MCH 372 V3		MCH 901	MCH 212 H1	MCH 901
■ ZX-9R	900	Ninja	ZX900B	94-97	MCH 373 V3	MCH 951	MCH 901	MCH 373 H1	MCH 901
■ ZX-9R	900	Ninja	ZX900C/D	98-99	MCH 383 V3	MCH 951	MCH 901	MCH 383 H1	MCH 901
■ ZX-9R	900	Ninja	ZX900E	00-01	MCH 385 V2	enthalten	MCH 901	MCH 383 H1	MCH 901
■ ZX-9R	900	Ninja	ZX900F	02-03	MCH 387 V2	enthalten	MCH 901	MCH 383 H1	MCH 901
■ GPZ	1000	RX	ZXT00A	86-	MCH 341 V5			MCH 352 H1	MCH 901
■ GTR	1000		ZGT00A	86-89	MCH 121 V3			MCH 340 H1	MCH 901
■ GTR	1000		ZGT00A	90-94	MCH 312 V3	MCH 951	MCH 901	MCH 340 H1	MCH 901
■ GTR	1000		ZGT00A	96-03	MCH 322 V3	MCH 951	MCH 901	MCH 340 H1	MCH 901
■ KLV	1000		LV1000A	04-06	MCH 288 V2	enthalten	MCH 901	MCH 288 H1	MCH 901
Z	1000		KZT00A	77	MCH 336 V3			MCH 352 H1	MCH 901
Z	1000		KZT00A	78	MCH 335 V3			MCH 335 H1	MCH 901
Z	1000	Z1R	KZT00D	78-80	MCH 333 V3			MCH 333 H1	MCH 901
■ Z	1000		KZT00J	81-82	MCH 342 V3			MCH 438 H1	MCH 901
■ Z	1000		ZRT00A	03-06	MCH 389 V2	MCH 951	MCH 901	MCH 389 H1	MCH 901
■ Z	1000	LTD	KZT00J	81-	MCH 344 V3			MCH 438 H1	MCH 901
■ Z	1000	MK2	KZT00A	79-80	MCH 331 V3			MCH 139 H1	MCH 901
■ Z	1000	R2	KZT00R	83-84	MCH 342 V3			MCH 342 H1	MCH 901
■ Z	1000	ST	KZT00E	79-80	MCH 337 V3			MCH 359 H1	MCH 901
■ ZL	1000		ZLT00A	87-88	MCH 338 V3			MCH 212 H1	MCH 901
■ ZX-10	1000		ZXT00B	88-90	MCH 334 V3			MCH 334 H1	MCH 901
■ ZX-10R	1000	Ninja	ZXT00C	04-05	MCH 393 V2	MCH 951	MCH 901	MCH 185 H1	MCH 901
■ ZX-10R	1000	Ninja	ZXT00D	06-07	MCH 399 V2	MCH 951	MCH 901	MCH 438 H1	MCH 901
■ ZX-10R	1000	Ninja	ZXT00E	08-09	MCH 842 V2			MCH 842 H1	
■ GPZ	1100		ZXT10A	83-85	MCH 345 V5		MCH 901	MCH 334 H1	MCH 901
■ GPZ	1100		ZXT10E	95-98	MCH 379 V3	MCH 951	MCH 901	MCH 379 H1	MCH 901
■ Z	1100	GP	KZT10B	81-82	MCH 349 V3			MCH 423 H1	MCH 901
■ Z	1100	ST	KZT10A	81-83	MCH 348 V3		MCH 901	MCH 438 H1	MCH 901
■ ZR	1100	Zephyr	ZRT10A	92-93	MCH 360 V3		MCH 901	MCH 360 H1	MCH 901
■ ZR	1100	Zephyr	ZRT10A	94-95	MCH 360 V3		MCH 901	MCH 438 H1	MCH 901
■ ZR	1100	Zephyr	ZRT10B	96-97	MCH 360 V3		MCH 901	MCH 438 H1	MCH 901





→ KAWASAKI

■ ZRX 1100	ZRT10C	97-00	MCH 362 V3	MCH 951	MCH 901	MCH 362 H1	MCH 901
■ ZZR 1100 C	ZXT10C	90-92	MCH 352 V3	MCH 951	MCH 901	MCH 352 H1	MCH 901
■ ZZR 1100 D,G	ZXT10D,G	93-01	MCH 306 V3	MCH 951	MCH 901	MCH 312 H1	MCH 901
ZG 1200		89-98	MCH 308 V3			MCH 357 H1	
■ ZRX 1200 R, S	ZRT20A	01-03	MCH 362 V3	MCH 951	MCH 901	MCH 340 H1	MCH 901
■ ZRX 1200 R, S	ZRT20B	04-	MCH 395 V3	MCH 951	MCH 901	MCH 340 H1	MCH 901
■ ZX-12 1200	ZXT20A	00-03	MCH 386 V2	enthalten	MCH 901	MCH 386 H1	MCH 901
■ ZX-12 1200	ZXT20A	04-06	MCH 394 V2	enthalten	MCH 901	MCH 386 H1	MCH 901
■ ZZR 1200	ZXT20C	02-05	MCH 357 V3	MCH 951	MCH 901	MCH 282 H1	MCH 901
■ Z 1300	KZT30A	79-85	MCH 350 V3			MCH 233 H1	MCH 901
■ Z 1300 DFI	ZGT30A	84-89	MCH 372 V3			MCH 300 H1	MCH 901
Z 1300 Voyager			☎				
■ VN 1500	VNT50A	87-95	MCH 358 V1		MCH 901	MCH 358 H1	MCH 901
■ VN 1500 Classic	VNT50D	96-02	MCH 381 V1		MCH 901		
■ VN 1500 Classic Tourer	VNT50G	98-02	MCH 315 V3		MCH 901	☎	MCH 901
■ VN 1500 Classic Tourer	VNT50G	03-04	MCH 391 V3		MCH 901		
■ VN 1500 Drifter	VNT50J	99-03	MCH 384 V1		MCH 901	MCH 310 H1	MCH 901
■ VN 1500 Mean Streak	VNT50P	02-03	MCH 390 V2	enthalten	MCH 901	MCH 310 H1	MCH 901
■ VN 1600 Classic	VNT60A	03-06	MCH 326 V3		MCH 901		
■ VN 1600 Mean Streak	VNT60B	04-08	MCH 390 V2	enthalten	MCH 901	MCH 310 H1	MCH 901
VN 1700 Classic		09-	☎				
■ VN 2000		04-09	MCH 327 V3		MCH 901	☎	
VN 2000 Classic		08-09	☎				

KTM

125 LC2		96-99	MCH 711 V1		MCH 911		
125 Sting		97-99	MCH 712 V1		MCH 911	MCH 710 H1	MCH 911
EXC 125		00-02	MCH 114 V1		MCH 911	MCH 114 H1	MCH 911
EXC 125	Grimeca Zange	91-95	MCH 710 V1		MCH 911	MCH 710 H1	MCH 911
EXC 125		95-97	MCH 711 V1		MCH 911		
SX 125		00-01	MCH 114 V1			MCH 114 H1	MCH 911
EXC 200		00-02	MCH 114 V1		MCH 911	MCH 114 H1	MCH 911
EXC 250		00-01	MCH 114 V1		MCH 911	MCH 114 H1	MCH 911
EXC 250	Grimeca Zange	91-95	MCH 710 V1		MCH 911	MCH 710 H1	MCH 911
EXC 250		95-97	MCH 711 V1		MCH 911		
SX 250		00-01	MCH 114 V1			MCH 114 H1	MCH 911
EXC 300		00-02	MCH 114 V1		MCH 911	MCH 114 H1	MCH 911
EXC 300	Grimeca Zange	91-95	MCH 710 V1		MCH 911	MCH 710 H1	MCH 911
EXC 300		95-97	MCH 711 V1		MCH 911		
EXC 360		95-97	MCH 711 V1		MCH 911		
EXC 380		00-02	MCH 114 V1		MCH 911	MCH 114 H1	
SX 380		00-	MCH 114 V1			MCH 114 H1	
EXC 400		95-97	MCH 711 V1		MCH 911		
LC4 400		92-97	MCH 714 V1		MCH 911	MCH 710 H1	
LC4 400 AD Modell		97-98	MCH 713 V1		MCH 911	MCH 712 H1	MCH 911
LC4 400 Duke Modelle		94-98	MCH 712 V1		MCH 911	MCH 712 H1	MCH 911
SX 400		00-	MCH 114 V1		MCH 911	MCH 114 H1	
EXC 440		95-97	MCH 711 V1		MCH 911		
SX 520		00-	MCH 114 V1		MCH 911	MCH 114 H1	
LC4 620		92-97	MCH 714 V1		MCH 911	MCH 710 H1	
LC4 620 AD Modell		97-98	MCH 713 V1		MCH 911	MCH 712 H1	MCH 911
LC4 620 Duke		94-98	MCH 712 V1		MCH 911	MCH 712 H1	MCH 911
LC4 625		02-	MCH 114 V1		MCH 911	MCH 712 H1	MCH 911
LC4 640 Duke		94-98	MCH 712 V1		MCH 911	MCH 712 H1	MCH 911
LC4 640 Supermoto		99-	MCH 713 V1		MCH 911		

Kymco

■ 125 Stryker	AF	01-	MCH 556 V1				
■ 125 Zing	RF25	97-00	MCH 556 V1				
KXR 250 Sport		04-	☎			☎	

Laverda

1000 SFC		86-88	MCH 850 V3				
1200		78-80	MCH 850 V3				

Malaguti

■ F 12 50 Phantom	ZJM40/D	94-96	MCH 501 V1		MCH 911		
-------------------	---------	-------	-------------------	--	---------	--	--

MBK

MBK YP 50 Nitro	SA14	00-02	MCH 716 V1				
MBK YP 100 Nitro	SB05	00-02	MCH 716 V1				
■ MBK YW 100 Booster	SB02	01-02	MCH 706 V1				
■ MBK YQ 125 Thunder	SE05	01-02	MCH 703 V1				



Moto Morini

500	Touring		79	MCH 438 V3				MCH 256 H1	
500	Touring		80-	MCH 438 V3				MCH 352 H1	
	3 1/2 Touring		79	MCH 438 V3				MCH 256 H1	
	3 1/2 Touring		80-	MCH 438 V3				MCH 352 H1	

Moto-Guzzi

V	650	65 SP		83-85	MCH 643 V4		MCH 911		
V	750	Florida		88-93	MCH 642 V3				
	850	Le Mans		76-84	MCH 632 V4		MCH 911		
	850	T3		75-83	MCH 641 V5				
	1000	California II		81	MCH 630 V4		MCH 911		
	1000	Convert		75-	☒		MCH 911		
	1000	Le Mans IV		85-88	MCH 631 V4		MCH 911		
	1000	Le Mans IV		89-91	MCH 633 V5		MCH 911		
	1000	Le Mans V		92-	MCH 634 V4		MCH 911		
	1000	Mille GT		87-	☒		MCH 911		
	1000	Quota		92-	☒		MCH 911		
■	1000	California II	VT	82-87	MCH 635 V5				
■	1000	California III	VW	88-	MCH 636 V4		MCH 911		
■	1000	S	VV	90-	MCH 637 V4		MCH 911		
V	1000	SP II		88-	MCH 640 V4		MCH 911		
■ V	1000	G5	VG	78-81	MCH 639 V5				
■ V	1000	SP I	VG-SP	78-87	MCH 638 V4		MCH 911		
	1100	California Jackel	KD	00-01	☒				
■ EV	1100	California	KD	97-	MCH 645 V2				
■ EV	1100	California I.E.	KC/KD	94-96	MCH 644 V4		MCH 911		

MUZ

	Mastiff		98-04	☒					
--	---------	--	-------	---	--	--	--	--	--

MZ

■ ETZ	125		87-	MCH 700 V1					
■ ETZ	250	ETZ250	87-	MCH 700 V1					

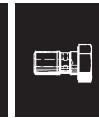
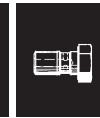
Piaggio

■ RST	50	Sfera	C01	95-	MCH 708 V1		MCH 911		
■ TPH	50		TEC	93-	MCH 709 V1		MCH 911		
■	125	Sfera	M01	95-	MCH 708 V1		MCH 911		
■	125	Skipper	CSM	94-98	MCH 715 V1		MCH 911		
■	125	Typhoon	M02		MCH 708 V1		MCH 911		
■ SKR	125		CSM	94-98	MCH 715 V1		MCH 911		
	150	Skipper		94-98	MCH 715 V1		MCH 911		
■ SKR	150		CSM	94-98	MCH 715 V1		MCH 911		

Suzuki

■ AY	50	Katana	AA	97-04	MCH 281 V1		MCH 921		
■ RG	80		NC11A	87-96	MCH 407 V1		MCH 921		
RM	80		RC12A	89-01	MCH 206 V1		MCH 921	MCH 139 H1	MCH 921
RM	85			02-04	☒				
■ DR	125		SF44A	91-99	MCH 114 V1		MCH 921		
■ GN	125	R	NF41A	95-00	MCH 263 V1		MCH 921		
■ GS	125	ES	AW	99-00	MCH 200 V1		MCH 921		
■ GZ	125	Marauder	AP	98-99	MCH 253 V1		MCH 921		
■ GZ	125	Marauder	AP	02-05	MCH 253 V1		MCH 921		
RG	125	Gamma		87-	MCH 200 V1		MCH 921		
RM	125		RF15A	96-01	☒			☒	
■ TU	125	XT	AZ	99-00	MCH 462 V1		MCH 921		
■ UH	125	Burgman	BP	02-	MCH 804 V1			☒	
■ VL	125	Intruder LC	A4	99-07	MCH 213 V1		MCH 901	MCH 921	
■ GN	250	E	NJ42A	82-99	MCH 263 V1		MCH 921		
GT	250	E	GT2502	78-81	MCH 168 V1		MCH 921		
■ GZ	250	Marauder	AR	99-04	MCH 253 V1		MCH 921		
RG	250	Gamma	GJ21B	86-	☒			MCH 202 H1	MCH 921
RGV	250		VJ21A	88-90	MCH 203 V3	MCH 971	MCH 921	MCH 203 H1	MCH 921
■ RGV	250		VJ22B	91-93	MCH 258 V3	MCH 971	MCH 921	☒	MCH 921
RM	250		RJ14A	96-01	☒			☒	
■ DR	350	S	SK42B	90-94	MCH 201 V1		MCH 921	MCH 201 H1	MCH 921
■ DR	350	SE	SK42B	95-97	MCH 201 V1		MCH 921	MCH 201 H1	MCH 921
GT	380		GT380	73-77	MCH 256 V1		MCH 921		
AN	400	Burgman			☒			☒	
■ DR-Z	400	S	WVBC	00-06	MCH 237 V1		MCH 901	MCH 237 H1	MCH 901
■ DR-Z	400	SM	WVBC	05-08	MCH 237 V1		MCH 901	☒	MCH 901





→ SUZUKI

■ GSXR 750	GR75A	85-87	MCH 234 V3		MCH 921		MCH 233 H1	MCH 921
■ GSXR 750	GR77B	88-89	MCH 233 V3		MCH 921		MCH 233 H1	MCH 921
■ GSXR 750	GR7AB	90-91	MCH 252 V3	MCH 971	MCH 921		MCH 357 H1	MCH 921
■ GSXR 750 W	GR7BB	92-93	MCH 265 V3	MCH 971	MCH 921		MCH 262 H1	MCH 921
■ GSXR 750 W	GR7BB	94-95	MCH 224 V2	MCH 951	MCH 901	MCH 921	MCH 262 H1	MCH 921
■ GSXR 750	GR7DB	96-99	MCH 224 V2	MCH 951	MCH 901	MCH 921	MCH 224 H1	MCH 921
■ GSXR 750	WVBD	00-03	MCH 282 V2	MCH 951	MCH 901	MCH 921	MCH 240 H1	MCH 921
■ GSXR 750	VVB3	04-05	MCH 296 V2	MCH 951	MCH 901		MCH 353 H1	MCH 901
■ GSXR 750	CF	06-07	MCH 821 V2	MCH 951	MCH 901		MCH 821 H1	MCH 901
■ GSXR 750	CW	08-09	MCH 821 V2	MCH 951	MCH 901		MCH 821 H1	MCH 901
GT 750	GT750	73-77	MCH 429 V3					
■ VS 750 GL F.P	VR51BD	86-91	MCH 223 V1		MCH 921			
■ DR 800 S	SR42B	90	MCH 230 V1		MCH 921		MCH 257 H1	MCH 901
■ DR 800 S	SR43B	91-98	MCH 230 V1		MCH 921		MCH 249 H1	MCH 901
■ M 800 Intruder		05-08	MCH 170 V1		MCH 901			
■ VL 800 Intruder LC Volusia	WVBM	01-08	MCH 239 V1		MCH 901			
■ VS 800 GL	VS52B	92-00	MCH 266 V1		MCH 921			
■ VX 800 U	VS51B	90-96	MCH 256 V1		MCH 921		MCH 256 H1	MCH 921
■ VZ 800 Marauder	WVBM	97-04	MCH 213 V1		MCH 901			
■ GS 850 G	GS850	79-81	MCH 236 V3	MCH 971	MCH 921		MCH 210 H1	MCH 921
■ GS 850 G	GS72A	84-88	MCH 236 V3	MCH 971	MCH 921		MCH 210 H1	MCH 921
■ RF 900 R	GT73B	94-97	MCH 226 V3	MCH 971	MCH 921		MCH 226 H1	MCH 921
■ DL 1000 V-Strom	WVBS	02-08	MCH 288 V2	enthalten	MCH 901		MCH 288 H1	MCH 901
■ GS 1000 E	GS1000	78-80	MCH 238 V3				MCH 265 H1	MCH 921
■ GS 1000 G	GS100G	80-	MCH 240 V3				MCH 210 H1	MCH 921
■ GS 1000 S	GS1000	79-81	MCH 349 V3	MCH 971	MCH 921		MCH 210 H1	MCH 921
■ GSXR 1000	WVBL	01-02	MCH 285 V2	MCH 951	MCH 901		MCH 206 H1	MCH 901 MCH 921
■ GSXR 1000	WVB3	03-04	MCH 290 V2	MCH 951	MCH 901		MCH 290 H1	MCH 901
■ GSXR 1000	WVB6	05-06	MCH 299 V2	MCH 951	MCH 901		MCH 206 H1	MCH 901
■ GSXR 1000	WVCL	07-08	MCH 299 V2	MCH 951	MCH 901		MCH 299 H1	MCH 901
■ GSXR 1000		09-	MCH 861 V2				MCH 861 H1	
■ SV 1000	WVBX	03-06	MCH 295 V2	MCH 951	MCH 901		MCH 207 H1	MCH 901
■ SV 1000 S	WVBX	03-06	MCH 257 V2	MCH 951	MCH 901		MCH 207 H1	MCH 901
■ TL 1000 R	AM321	98-	MCH 277 V2	MCH 951	MCH 901	MCH 921	MCH 133 H1	MCH 901
■ TL 1000 S	AG111	97-00	MCH 272 V2	MCH 951	MCH 901	MCH 921	MCH 272 H1	MCH 921
■ GS 1100 G	GU71A	86-88	MCH 240 V3	MCH 971	MCH 921		MCH 240 H1	MCH 921
GSX 1100 E	GV71C	85	MCH 240 V3				MCH 149 H1	MCH 921
GSX 1100 E,EF,ES	GV71C	84-	MCH 245 V3				MCH 233 H1	MCH 921
GSX 1100 ES	GV71B	83	MCH 247 V5				MCH 210 H1	MCH 921
GSX 1100 EX	GV71B	82-83	MCH 248 V5				MCH 210 H1	MCH 921
■ GSX 1100 E	GS110X	80-	MCH 249 V3	MCH 971	MCH 921		MCH 249 H1	MCH 921
■ GSX 1100 F	GV72C	88	MCH 243 V3		MCH 921		MCH 265 H1	MCH 921
■ GSX 1100 F	GV72C	89-96	MCH 225 V3		MCH 921		MCH 251 H1	MCH 921
■ GSX 1100 G	GV74A	91-96	MCH 262 V3				MCH 433 H1	MCH 921
■ GSX 1100 S Katana	GS1100X	82-85	MCH 246 V5	MCH 971	MCH 921		MCH 210 H1	MCH 921
■ GSXR 1100	GU74CD	86-88	MCH 242 V3		MCH 921		MCH 113 H1	MCH 921
■ GSXR 1100	GV73C	89-90	MCH 241 V3		MCH 921		MCH 320 H1	MCH 921
■ GSXR 1100	GV73C	91-92	MCH 259 V3		MCH 921		MCH 259 H1	MCH 921
■ GSXR 1100 W	GU75C	93-94	MCH 267 V2	MCH 951	MCH 921		MCH 267 H1	MCH 921
■ GSXR 1100 W	GU75C	95-97	MCH 267 V2	MCH 951	MCH 901	MCH 921	MCH 267 H1	MCH 921
■ GSF 1200 Bandit	GV75A	96-00	MCH 291 V3	MCH 971	MCH 921		MCH 212 H1	MCH 921
■ GSF 1200 S,Bandit mit ABS	GV75A	96-00	MCH 222 V4		MCH 921			
■ GSF 1200 Bandit	WVA9	01-05	MCH 286 V3	MCH 971	MCH 901	MCH 921	MCH 284 H1	MCH 921
■ GSF 1200 Bandit	WVCB	06	MCH 823 V2	MCH 951	MCH 901		MCH 352 H1	MCH 901
■ GSF 1200 S, Bandit	GV75A	96-00	MCH 292 V3	MCH 971	MCH 921		MCH 212 H1	MCH 921
■ GSF 1200 S, Bandit	WVA9	01-05	MCH 284 V3	MCH 971	MCH 901	MCH 921	MCH 284 H1	MCH 921
■ GSF 1200 S, Bandit	WVCB	06	MCH 823 V2	MCH 951	MCH 901		MCH 352 H1	MCH 901
■ GSF 1200 S, Bandit mit ABS		06	MCH 848 V5		MCH 901		MCH 848 H2	MCH 901
■ GSX 1200 FS	A3	99-00	MCH 211 V3	MCH 971	MCH 901	MCH 921	MCH 200 H1	MCH 921
■ GSF 1250 Bandit mit ABS	WVCH	07-08	MCH 851 V5		MCH 901		MCH 851 H2	MCH 901
■ GSX 1300 R Hayabusa	A1	99-02	MCH 280 V2	MCH 951	MCH 901		MCH 256 H1	MCH 921
■ GSX 1300 R Hayabusa	WVCK	03-07	MCH 280 V2	MCH 951	MCH 901		MCH 256 H1	MCH 901 MCH 921
■ GSX 1300 R Hayabusa	WVCK	08-	MCH 280 V2	MCH 951	MCH 901		MCH 121 H1	MCH 921
■ 1300 B-King	WVCR	07-08	MCH 841 V2	MCH 951	MCH 901		MCH 841 H1	MCH 901
■ 1300 B-King mit ABS	WVCR	08-	MCH 852 V3		MCH 901		MCH 852 H2	MCH 901
■ GSX 1400	WVBN	01-07	MCH 287 V3	MCH 951	MCH 901		MCH 214 H1	MCH 901
■ VS 1400 Intruder	VX51L/LD	87-03	MCH 250 V1		MCH 921		MCH 264 H1	MCH 921
■ VL 1500 Intruder	AL	98-01	MCH 275 V1		MCH 901		MCH 275 H1	MCH 901 MCH 921
■ VL 1500 Intruder	WVAL	02-04	MCH 289 V2	MCH 951	MCH 901		MCH 275 H1	MCH 901
■ VZ 1600 Marauder		04-05	MCH 390 V2	enthalten	MCH 901			
■ M 1800 Intruder	CA	06-08	MCH 828 V3		MCH 901			



SYM

■	50 DD		02-07	MCH 457 V1					
	50 Shark		00-03	☒					
■	125 Husky	N125A	97-	MCH 412 V1					

Triumph

■	750 Trident	T300C	91-96	MCH 661 V3	MCH 951	MCH 901		MCH 661 H1	MCH 901
	750 Boneville		78-79	☒				☒	
	900 Thunderbird Sport	T309RD	98-99	☒				MCH 335 H1	MCH 901
■	900 Adventurer	T309	96-	MCH 215 V1		MCH 901		MCH 335 H1	MCH 901
■	900 Daytona	T300	93-96	MCH 663 V3	MCH 951	MCH 901		MCH 662 H1	MCH 901
■	900 Speed Triple	T509	94-96	MCH 663 V3	MCH 951	MCH 901		MCH 661 H1	MCH 901
■	900 Sprint	T300	93-96	MCH 661 V3	MCH 951	MCH 901		MCH 661 H1	MCH 901
■	900 Thunderbird	T309	95-99	MCH 256 V1		MCH 901		MCH 335 H1	MCH 901
■	900 Tiger	T400	91-96	MCH 660 V3	MCH 951	MCH 901		MCH 249 H1	MCH 901
■	900 Trident	T300	91-96	MCH 661 V3	MCH 951	MCH 901		MCH 661 H1	MCH 901
■	900 Trophy	336DDM	91-96	MCH 661 V3	MCH 951	MCH 901		MCH 661 H1	MCH 901
■	955 Daytona	T595	97-98	MCH 664 V2				MCH 664 H1	
■	955 Speed Triple	T509	97-98	MCH 664 V2				MCH 664 H1	
■	1200 Daytona	T300	93-96	MCH 663 V3	MCH 951	MCH 901		MCH 662 H1	MCH 901
■	1200 Trophy	342CSM	91-96	MCH 661 V3	MCH 951	MCH 901		MCH 661 H1	MCH 901

Yamaha

■	BW 50 NG	4BXM	99-02	MCH 706 V1		MCH 901			
■	CW 50 RS	4CW1,4CW3	95-98	MCH 706 V1		MCH 901			
■	DT 80 LC2	53V	85-	MCH 424 V1		MCH 901			
	YQ 100 Aerox	SB05	01-	MCH 716 V1					
■	DT 125 LC	10V	84-87	MCH 369 V1		MCH 901			
■	DT 125 R	4BL,3RM	91-03	MCH 458 V1		MCH 901			
■	SR 125	3MW8	96-98	MCH 355 V1		MCH 901			
■	TDR 125	4GW1	93-01	MCH 170 V1		MCH 901		MCH 334 H1	MCH 901
■	TW 125 Trailway	DE01	99-	MCH 403 V1					
■	XV 125 S, Virago	5AJ	97-00	MCH 263 V1		MCH 901			
■	XVS 125 Drag Star	VE01	01-03	MCH 256 V1		MCH 901			
■	YP 125 Majesty	SE02,SE06	01-02	MCH 703 V1		MCH 901			
	YBR 125		05-08	MCH 382 V1		MCH 901			
	YZ 125		89	MCH 455 V1		MCH 901			
	YZ 125		90-91	MCH 418 V1				☒	
	YZ 125		96-97	☒				MCH 224 H1	
	YZ 125		98-03	MCH 482 V1				MCH 272 H1	
	YZF 125		08-	MCH 719 V1		MCH 901		MCH 719 H1	MCH 901
	RD 250 LC	4L1, 4L2	80-83	MCH 486 H1		MCH 901			
■	RD 250	522	72-75	MCH 405 V2					
■	TDR 250	3CK1	88-90	MCH 513 V1				MCH 837 H1	MCH 901
	TZ 250 GP		89-90	MCH 401 V2					
■	TZR 250	2MA, 2XW	87-90	MCH 400 V1		MCH 901		MCH 400 H1	MCH 901
	WR 250 F		01-09	MCH 427 V1					
	WR 250 R		08-	☒					
	WR 250 X		08-	☒					
	XG 250 Tricker		06-	☒					
■	XV 250 Virago	3LS, 3LW	89-97	MCH 457 V1		MCH 901			
■	XV 250 Virago	3LW	95-99	MCH 263 V1		MCH 901			
■	XVS 250 Drag Star	VG03	01-	MCH 256 V1		MCH 901			
	YZ 250		89	MCH 455 V1		MCH 901			
	YZ 250		90-91	MCH 418 V1					
	YZ 250		96-97	☒				MCH 224 H1	
	YZ 250	4XL	98-03	MCH 482 V1				MCH 272 H1	
■	RD 350 LC	4L0	80-82	MCH 406 V3					
■	RD 350 LC, LCF	1WW, 1WX	86-90	MCH 109 V3		MCH 901		MCH 461 H1	MCH 901
■	RD 350 LC, YPVS	31K	83-85	MCH 406 V3		MCH 901		MCH 202 H1	MCH 901
	TT 350		86-	☒		MCH 901			
■	XT 350	55V,59Y	85-90	MCH 404 V1		MCH 901			
■	XT 350	3YT1,3YT3	91-95	MCH 404 V1		MCH 901			
	YFM 350 R		04-	☒				MCH 113 H1	
	XS 360 SE	1U4	77-78	MCH 107 V1		MCH 901			
	FZR 400 R		91-	MCH 461 V3	MCH 951	MCH 901			
	RD 400	1A3	76-78	MCH 107 V1					
	WR 400 F	CH02	98-00	MCH 427 V1				MCH 272 H1	MCH 901
	XJR 400 R	4HM	95-97	MCH 476 V2	enthalten	MCH 901		MCH 476 H1	MCH 901
■	XS 400 DOHC	12E	82-87	MCH 408 V2		MCH 901			
■	XS 400 S	4G5	80-83	MCH 156 V1		MCH 901			





→ YAMAHA

■ XS	400 SE	2A2,4A3	77-82	MCH 462 V1		MCH 901			
■ WR	426	CJ	01-02	MCH 427 V1				MCH 855 H1	
■ WR	426 F	CJ	01-02	MCH 427 V1				MCH 855 H1	
■ WR	450		03-09	MCH 427 V1				MCH 855 H1	
YFZ	450		04-	☞				MCH 233 H1	
■ RD	500 LC	47X,1GE	84-88	MCH 410 V5	MCH 951	MCH 901		MCH 438 H1	MCH 901
SR	500	Doppelscheibe	2J4	80-83	MCH 413 V3	MCH 951	MCH 901		
SR	500	ohne Verteiler	48T	84-90	MCH 463 V1		MCH 901		
■ SR	500		2J4	78-79	MCH 479 V2		MCH 901		
■ SR	500		2J4	80-83	MCH 415 V1		MCH 901		
■ SR	500		48T	84-90	MCH 414 V2		MCH 901		
■ XV	500		26R	83-89	MCH 358 V1		MCH 901		
XV	535 Virago	Flachlenker	2YL,3BR	89-90	MCH 302 V1		MCH 901		
■ XV	535 SE,N,H		2YL,3BR	88-93	MCH 463 V1		MCH 901		
■ XV	535 Virago		2YL,3BR,4KU3	94-97	MCH 412 V1		MCH 901		
■ XV	535 Virago		2YL,3BR	98-02	MCH 412 V1		MCH 901		
■ XJ	550		4V8,4V9	81-83	MCH 420 V3	MCH 951	MCH 901		
■ XZ	550		11U, 11V	82-85	MCH 419 V3	MCH 951	MCH 901		
FZ	600			86-87	MCH 421 V3		MCH 901		MCH 425 H1
■ FZ6	600		RJ07	04-07	MCH 490 V2	enthalten	MCH 901	MCH 490 H1	MCH 901
■ FZ6	600 Fazer		RJ07	04-07	MCH 490 V2	enthalten	MCH 901	MCH 490 H1	MCH 901
FZ6	600	ABS	RJ14	07-	☞				
FZ6	600 Fazer	ABS	RJ14	07-09	MCH 499 V3		MCH 901	MCH 499 H2	MCH 901
■ FZR	600		3RG, 3RH	89	MCH 454 V3	MCH 951	MCH 901	MCH 454 H1	MCH 901
■ FZR	600 H,M,N		3HE, 3RG	90-93	MCH 454 V3	MCH 951	MCH 901	MCH 454 H1	MCH 901
■ FZR	600 R		4JH, 4MH	94-95	MCH 469 V2	enthalten	MCH 901	MCH 462 H1	MCH 901
■ FZS	600 Fazer		RJ02	98-03	MCH 422 V3	MCH 951	MCH 901	MCH 422 H1	MCH 901
■ FZS	600 Fazer SP		RJ02	00-03	MCH 422 V3	MCH 951	MCH 901	MCH 422 H1	MCH 901
■ SRX	600 H,N		1XL,1XM	86-90	MCH 426 V3	MCH 951	MCH 901	MCH 426 H1	MCH 901
TT	600 E, S		4GV	93-95	MCH 411 V1				
■ XJ	600		51J, 51H, 3KN	84-91	MCH 421 V3	MCH 951	MCH 901	MCH 202 H1	MCH 901
■ XJ	600 Diversion		4BR	92-97	MCH 457 V1		MCH 901	MCH 423 H1	MCH 901
■ XJ	600 Diversion		RJ01	98-99	MCH 478 V2	MCH 951	MCH 901	MCH 423 H1	MCH 901
■ XJ	600 Diversion		RJ01	00-03	MCH 483 V2	MCH 951	MCH 901	MCH 423 H1	
■ XJ	600 N		4LX,4MB	94-97	MCH 355 V1		MCH 901	MCH 423 H1	MCH 901
■ XT	600 E		3TB,3UW,DJ02	90-02	MCH 301 V1		MCH 901	MCH 116 H1	MCH 901
■ XT	600 H,N		2KF	87-89	MCH 423 V1		MCH 901	MCH 423 H1	MCH 901
■ XT	600 K		3TB,3UW	91-	MCH 301 V1		MCH 901	MCH 116 H1	MCH 901
■ XT	600 Z		55W,1VJ	85-89	MCH 424 V1		MCH 901		
■ XT	600 Z, Tenere		3AJ	90	MCH 301 V1		MCH 901	MCH 116 H1	MCH 901
■ YZF	600 R6		RJ03	99-02	MCH 480 V2	MCH 951	MCH 901	MCH 352 H1	MCH 901
■ YZF	600 R6		RJ05	03-04	MCH 488 V2	MCH 951	MCH 901	MCH 488 H1	MCH 901
■ YZF	600 R6		RJ09	05	MCH 489 V2	enthalten	MCH 901	MCH 488 H1	MCH 901
■ YZF	600 R6		RJ11,RJ15	06-09	MCH 493 V2	enthalten	MCH 901	MCH 493 H1	MCH 901
■ YZF	600 R6S			06-07	MCH 488 V2	MCH 951	MCH901		
■ YZF	600 Thunder Cat		4TV	96-02	MCH 475 V2	enthalten	MCH 901	MCH 462 H1	MCH 901
■ XJ	650		4KO	80-85	MCH 428 V3		MCH 901		
■ XJ	650 Turbo		11T	82-85	MCH 464 V3		MCH 901		
■ XS	650		447	77-81	MCH 429 V3				
■ XS	650 SE		3L1, 4G7	80-81	MCH 215 V1		MCH 901	MCH 142 H1	MCH 901
■ XVS	650 A Drag Star Classic		VM02	98-01	MCH 170 V1		MCH 901		
■ XVS	650 A Drag Star Classic		VM03,VM04	02-06	MCH 215 V1		MCH 901		
■ XVS	650 Drag Star		4VR/XR	97-00	MCH 412 V1		MCH 901		
XVS	650 Drag Star			01-02	☞		MCH 901		
■ MT-03	660		RM02	06-09	MCH 494 V2	enthalten	MCH 901	MCH 494 H1	MCH 901
■ SZR	660		4SU	96-97	MCH 432 V1			MCH 432 H1	MCH 901
■ XT	660 R		DM01	04-09	MCH 191 V1		MCH 901	MCH 418 H1	MCH 901
■ XT	660 X		DM01	04-06	MCH 191 V1		MCH 901	MCH 418 H1	MCH 901
■ XT	660 X			07-09	MCH 191 V1		MCH 901	☞	MCH 901
XT	660 Z, Tenere			08-	☞				
■ XTZ	660 Tenere		4MY3	91-96	MCH 465 V1		MCH 901	MCH 606 H1	MCH 901
YFM	660 Raptor			01-04	☞		MCH 901	☞	MCH 901
YFM	700 Raptor			05-	☞		MCH 901		
FZ	750		2KK	87-88	MCH 435 V3		MCH 901	MCH 435 H1	MCH 901
■ FZ	750		1FN,1TV	85-88	MCH 436 V3		MCH 901	MCH 435 H1	MCH 901
■ FZ	750		2KK, 3KT	89-96	MCH 452 V3		MCH 901	MCH 435 H1	MCH 901
FZR	750 R OW01		3PJ	89-93	MCH 453 V2	enthalten	MCH 921	MCH 434 H1	
■ FZR	750 R,RT		3CU,2TT	87-88	MCH 444 V3		MCH 901	MCH 459 H1	MCH 901
FZX	750 Fazer		2JE	87-89	MCH 434 V3			MCH 434 H1	
■ XJ	750		41Y	84-86	MCH 437 V5				





→ **YAMAHA**

■ XJ	750 Seca	11M	82-83	MCH 437 V4					
■ XS	750	1T5	78-80	MCH 438 V3		MCH 901		MCH 359 H1	MCH 901
■ XTZ	750 H,N	3LD/3WM	89-96	MCH 433 V3	MCH 951	MCH 901		MCH 433 H1	MCH 901
■ XV	750	4FY	92-93	MCH 447 V3	MCH 951	MCH 901			
■ XV	750 SE	5G5, 5K4	81-84	MCH 431 V1		MCH 901			
■ XV	750 Virago	4PW	94-97	MCH 441 V3	MCH 951	MCH 901			
■ YZF	750 R,SP	4HN,4HT	93-98	MCH 467 V2	enthalten	MCH 901		MCH 233 H1	MCH 901
■ TDM	850 H,N	3VD, 4CM	91-94	MCH 466 V3	MCH 951	MCH 901		MCH 462 H1	MCH 901
■ TDM	850 H,N	3VD, 4CM	95	MCH 158 V3	MCH 951	MCH 901		MCH 462 H1	MCH 901
■ TDM	850	4TX	96-01	MCH 474 V2	enthalten	MCH 901		MCH 462 H1	MCH 901
■ TRX	850	4UN	96-98	MCH 473 V2	enthalten	MCH 901		MCH 233 H1	MCH 901
■ XS	850		80-82	MCH 438 V3		MCH 901		MCH 359 H1	MCH 901
■ TDM	900	RN08, RN11	02-05	MCH 486 V2	enthalten	MCH 901		MCH 486 H1	MCH 901
TDM	900	ABS	05-	🔒					
■ XJ	900 F	31A,42N	83-84	MCH 440 V5		MCH 901		MCH 450 H1	MCH 901
■ XJ	900 F	58L	85-86	MCH 428 V3		MCH 901		MCH 450 H1	MCH 901
■ XJ	900 F	58L,3NG1,4BB	87-94	MCH 428 V3		MCH 901		MCH 450 H1	MCH 901
XJ	900 S, Diversion		95-96	🔒		MCH 901		MCH 472 H1	MCH 901
■ XJ	900 S, Diversion	4KM	97-02	MCH 472 V2	enthalten	MCH 901		MCH 472 H1	MCH 901
■ FZ1	1000	RN16	06-09	MCH 495 V2	enthalten	MCH 901		MCH 495 H1	MCH 901
■ FZ1	1000 Fazer	RN16	06-09	MCH 495 V2	enthalten	MCH 901		MCH 495 H1	MCH 901
■ FZ1	1000 ABS		08-09	MCH 498 V5		MCH 901		MCH 498 H2	MCH 901
FZ1	1000 Fazer, ABS		07-09	MCH 857 V6		MCH 901		MCH 857 H2	MCH 901
■ FZR	1000	2LA	87-88	MCH 444 V3	MCH 951	MCH 901		MCH 444 H1	MCH 901
■ FZR	1000	3LE	91-93	MCH 456 V3		MCH 901		MCH 443 H1	MCH 901
■ FZR	1000	3LE	94-95	MCH 470 V2	enthalten	MCH 901		MCH 444 H1	MCH 901
■ FZR	1000 R, Exup	3LE	89-90	MCH 443 V2	enthalten	MCH 901		MCH 443 H1	MCH 901
■ FZS	1000 Fazer	RN06,RN14	01-05	MCH 484 V3	MCH 951	MCH 901		MCH 484 H1	MCH 901
■ GTS	1000	4BH		MCH 446 V2		MCH 901			
GTS	1000 ABS			🔒		MCH 901			
■ XV	1000 SE	23W	83-85	MCH 447 V3					
■ XV	1000 TR1	5A8, 19T	81-83	MCH 445 V3					
■ XV	1000 Virago	2AE	86-	MCH 447 V3					
■ YZF	1000 R1	RN01	98-99	MCH 477 V2	enthalten	MCH 901		MCH 477 H1	MCH 901
■ YZF	1000 R1	RN04	00-01	MCH 477 V2	enthalten	MCH 901		MCH 477 H1	MCH 901
■ YZF	1000 R1	RN09	02-03	MCH 477 V2	enthalten	MCH 901		MCH 352 H1	MCH 901
■ YZF	1000 R1	RN12	04-06	MCH 489 V2	enthalten	MCH 901		MCH 489 H1	MCH 901
■ YZF	1000 R1	RN19	07-08	MCH 496 V2	enthalten	MCH 901		MCH 496 H1	MCH 901
YZF	1000 R1	RN22	09-	MCH 860 V2	enthalten	MCH 901		MCH 860 H1	MCH 901
■ YZF	1000 Thunder Ace	4VD	96-02	MCH 470 V2	enthalten	MCH 901		MCH 470 H1	MCH 901
■ BT	1100 Bulldog	RP05	02-06	MCH 485 V3	MCH 951	MCH 901		MCH 485 H1	MCH 901
■ FJ	1100 mit Anti Dive	47E	84-85	MCH 448 V5		MCH 901		MCH 448 H1	MCH 901
■ XS	1100	5K7,2H9	79-83	MCH 128 V3		MCH 901		MCH 145 H1	MCH 901
■ XV	1100 Virago	3LP	91-93	MCH 447 V3	MCH 951	MCH 901			
■ XV	1100 Virago	3LP	94-98	MCH 441 V3	MCH 951	MCH 901			
■ XVS	1100 Drag Star	VP05	99-01	MCH 481 V2	enthalten	MCH 901		MCH 481 H1	MCH 901
■ XVS	1100 Drag Star Classic	VP05	00-06	MCH 416 V3		MCH 901		MCH 481 H1	MCH 901
■ FJ	1200 mit Anti Dive	1XJ	86-87	MCH 450 V5		MCH 901		MCH 450 H1	MCH 901
■ FJ	1200	3CW, 3YA	88-96	MCH 449 V3		MCH 901		MCH 450 H1	MCH 901
■ FJ	1200 ABS	3YA	91-	MCH 439 V6		MCH 901		MCH 439 H2	MCH 901
VMX	1200 V Max		85-92	MCH 451 V3	MCH 951	MCH 901		MCH 155 H1	MCH 901
VMX	1200 V Max		93-02	MCH 468 V3	MCH 951	MCH 901		MCH 155 H1	MCH 901
■ XJR	1200	4PU	95-98	MCH 471 V2	enthalten	MCH 901		MCH 113 H1	MCH 901
■ FJR	1300	RP04	01-02	MCH 471 V2	enthalten	MCH 901		MCH 471 H1	MCH 901
■ FJR	1300 ABS	RP11	04-06	MCH 491 V6		MCH 901		MCH 491 H2	MCH 901
■ XJR	1300	RP02	99-01	MCH 460 V3	MCH 951	MCH 901		MCH 113 H1	MCH 901
■ XJR	1300	RP06,RP10	02-07	MCH 487 V2	MCH 951	MCH 901		MCH 487 H1	MCH 901
XJR	1300	RP19	07-09	🔒				🔒	
■ XVZ	1300 A, Royal Star	4YP	96-02	MCH 416 V3		MCH 901		MCH 416 H1	MCH 901
XVZ	1300 A,Midnight Star	VP26	07-	🔒					
■ XV	1600 Wild Star	VP08	99-04	MCH 416 V3		MCH 901		🔒	MCH 901
■ MT 01	1670	RP12	05-09	MCH 492 V2	enthalten	MCH 901		MCH 492 H1	MCH 901
XV	1670 Road Star Warrior	VP14	03-05	🔒					
■ XV	1900 Midnight Star	VP23	06-08	MCH 497 V2	enthalten	MCH 901		MCH 497 H1	MCH 901

Zündapp

KS	50			MCH 200 V1					
KS	175		78-	MCH 701 V1		MCH 911			

ETZ

251	Saxon Tour		96-	🔒					
-----	------------	--	-----	---	--	--	--	--	--